

Fund Assure

Investment Report, April 2017



FUND MANAGER DETAILS

Investment Report, April 2017

TATA AIA LIFE
making Good happen

Summary of number of Funds managed by Fund Managers alongwith details of Equity, Balanced and Debt

Sr.No	Type of Fund	Name of Funds	Name of Fund Manager
1	Equity Funds	Select Equity Fund	Ms. Cheenu Gupta
2		Future Select Equity Fund	
3		Super Select Equity Fund	
4		Super Select Equity Pension Fund	
5		India Consumption Fund	
6		Future Equity Pension Fund	
7		Top 50 Fund	Mr. Nitin Bansal
8		Multi Cap Fund	
9		Equity Fund	Mr. Rajeev Tewari
10		Whole Life Mid Cap Equity Fund	
11		Large Cap Equity Fund	
12		Top 200 Fund	
13		Infrastructure Fund	
14		Pension Equity Fund	
15	Debt Funds	Liquid Fund	Mr. Pankaj Khetan
16		Income Fund	
17		Short Term Fixed Income Fund	
18		Whole Life Short Term Fixed Income Fund	
19		Whole Life Income Fund	
20		Future Income Pension Fund	
21		Bond Fund	
22		Apex Pension 20 Investment Fund	
23		Discontinued Policy Fund	
24		Apex Supreme Investment Fund III	
25		Policyholders Unclaimed Fund	
26		Apex Investment Fund I	
27		Apex Pension 10 Investment Fund	
28		Apex Pension 15 Investment Fund	
29		Apex Pension Investment Fund	
30		Apex Plus Investment Fund	
31		Apex Supreme Investment Fund	
32		Apex Supreme Investment Fund – II	
33		Pension Short Term Fixed Income Fund	
34		Pension Income Fund	
35	Pension Liquid Fund		
36	Pension Bond Fund		
37	Hybrid Funds	Capital Guarantee Fund	Ms. Cheenu Gupta, Mr. Pankaj Khetan
38		Future Capital Guarantee Pension Fund	
39		110% Capital Guarantee Fund	
40		Super 110% Capital Guarantee Fund	

FUND MANAGER DETAILS

Investment Report, April 2017

TATA AIA LIFE
making Good happen

Summary of number of Funds managed by Fund Managers alongwith details of Equity, Balanced and Debt

Sr.No	Type of Fund	Name of Funds	Name of Fund Manager	
41	Hybrid Funds	Aggressive Growth Fund	Mr. Nitin Bansal, Mr. Pankaj Khetan	
42		Stable Growth Fund		
43		Whole Life Aggressive Growth Fund		
44		Whole Life Stable Growth Fund		
45		Growth Maximiser Fund		
46		Growth Enabler Fund		
47		Future Growth Pension Fund		
48		Future Balanced Pension Fund		
49		Aggressive Flexi Fund		
50		Stable Flexi Fund		
51		Growth Fund		
52		Balanced Fund		
53		Pension Balanced Fund		Mr. Rajeev Tewari, Mr. Pankaj Khetan
54		Pension Maxima Fund		
55		Pension Growth Fund		
56		Apex Return Lock-In-Fund		
57		Apex Return Lock-In-Fund II		
58		Apex Plus Return Lock-In-Fund		
59		Apex Pension Return Lock-In Fund		
60		Apex Pension 10 Return Lock-In Fund		
61		Apex Pension 15 Return Lock-In Fund		
62		Apex Pension 20 Return Lock-In Fund		
63		Apex Plus Return Lock-In-Fund II		
64		Apex Pension Return Lock-In Fund II		
65		Apex Pension 10 Return Lock-In Fund II		
66		Apex Pension 15 Return Lock-In Fund II		
67		Apex Pension 20 Return Lock-In Fund II		
68		Apex Supreme Return Lock-In-Fund		
69		Apex Supreme Return Lock-In Fund II		
70		Apex Supreme Return Lock-In Fund III		

Name of Fund Manager	No. of Funds Managed
Mr. Rajeev Tewari	24
Mr. Nitin Bansal	15
Ms. Cheenu Gupta	9
Mr. Pankaj Khetan	56

Fund Assure, Investment Report, April 2017

Equity Fund

Short Term Fixed
Income Fund

Income Fund

Liquid Fund

Bond Fund

Balanced Fund

EQUITY FUND

ULGF 001 02/03/04 E1 110
Fund Assure, Investment Report, April 2017

TATA AIA LIFE
making Good happen

Fund Details

Investment Objective: The primary investment objective of the fund is to generate long term capital appreciation from a portfolio that is invested predominantly in equity and equity linked securities.

NAV as on 28 April, 17: ₹61.1686

Benchmark: S&P BSE Sensex - 100%

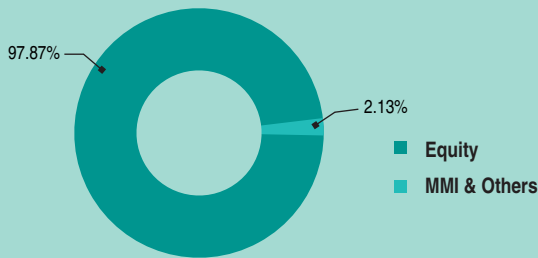
Corpus as on 28 April, 17: ₹81.45 Crs.

Fund Manager: Mr. Rajeev Tewari

Investment Style

Investment Style			Size
Value	Blend	Growth	Large
			Mid
			Small

Asset Allocation



AUM (in Crores)

Instrument	AUM
Equity	79.72
Debt	-
MMI & Others	1.74

Portfolio

Instrument	% Of NAV
Equity	97.87
ITC Ltd.	6.33
Reliance Industries Ltd.	6.03
Infosys Technologies Ltd.	5.41
ICICI Bank Ltd.	4.96
HDFC Bank Ltd.	4.94
Larsen and Toubro Ltd.	4.62
Goldman Sachs Banking Index Exchange Traded Scheme	4.16
Tata Motors Ltd.	2.71
HDFC Ltd.	2.64
Indusind Bank Ltd.	2.60
Other Equity	53.48
MMI & Others	2.13
Total	100.00

Fund Performance

Period	Date	NAV	S&P BSE Sensex	NAV Change	INDEX Change
Last 1 Month	31-Mar-17	60.0188	29620.50	1.92%	1.01%
Last 3 Months	31-Jan-17	55.7987	27655.96	9.62%	8.18%
Last 6 Months	28-Oct-16	56.0474	27941.51	9.14%	7.08%
Last 1 Year	29-Apr-16	50.0914	25606.62	22.11%	16.84%
Last 2 Years	30-Apr-15	52.0675	27011.31	8.39%	5.24%
Last 3 Years	30-Apr-14	42.3585	22417.80	13.03%	10.10%
Last 4 Years	30-Apr-13	36.7144	19504.18	13.61%	11.29%
Last 5 Years	30-Apr-12	32.3846	17318.81	13.56%	11.55%
Since Inception	29-Mar-04	10.0000	5571.37	14.84%	13.70%

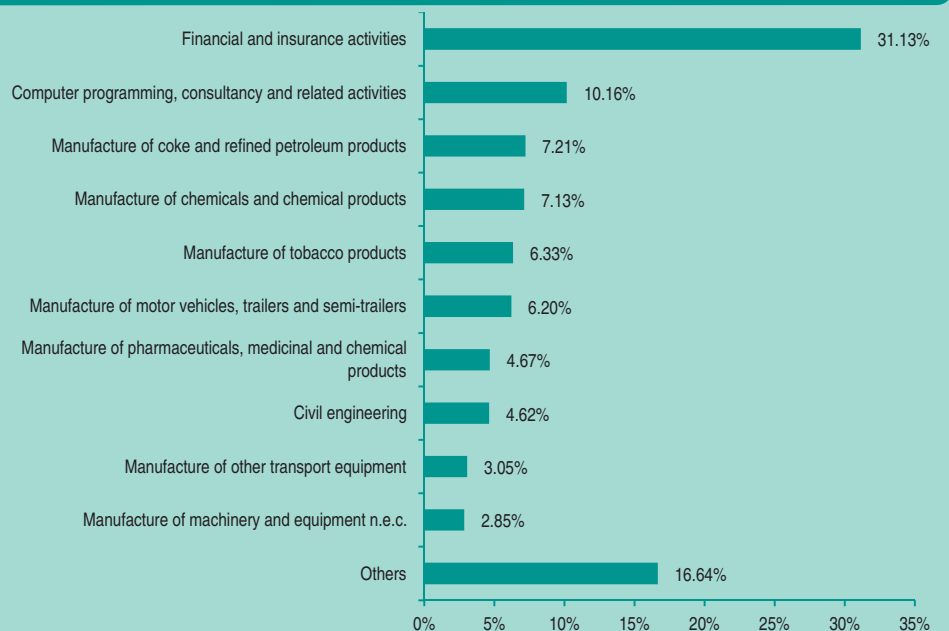
Note: The investment income and prices may go down as well as up. "Since Inception" and returns above "1 Year" are calculated as per CAGR.

Asset Mix

Instrument	Asset Mix as per F&U	Actual Asset Mix
Equity	0% - 100%	98%
Money Market & Others *	0% - 40%	2%

*Money Market & Others includes current assets

Sector Allocation



SHORT TERM FIXED INCOME FUND

ULGF 004 01/07/06 S1 110
Fund Assure, Investment Report, April 2017

TATA AIA LIFE
making Good happen

Fund Details

Investment Objective: Short Term Fixed Income Fund is a unit linked fund devised with the objective of generating stable returns by investing in fixed income securities having shorter maturity periods. Under normal circumstances, the average maturity of the fund may be in the range of 1-3 years.

NAV as on 28 April, 17: ₹21.3401

Benchmark: CRISIL Short Term Bond Fund Index - 100%

Corpus as on 28 April, 17: ₹7.29 Crs.

Fund Manager: Mr. Pankaj Khetan

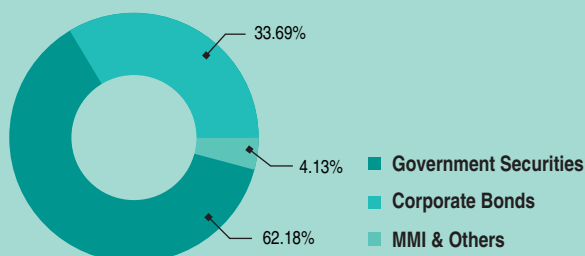
Investment Style

Credit Quality			Interest Rate Sensitivity
High	Mid	Low	
			High
			Mid
			Low

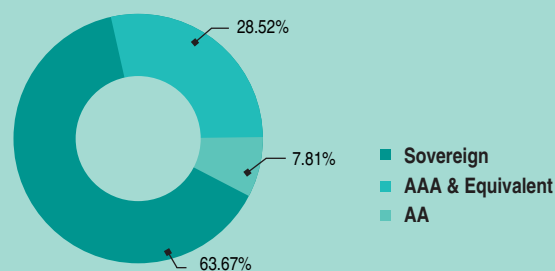
Modified Duration

1.44

Asset Allocation



Rating Profile



Maturity Profile



AUM (in Crores)

Instrument	AUM
Equity	-
Debt	6.99
MMI & Others	0.30

Portfolio

Instrument	% Of NAV	Instrument	% Of NAV
Government Securities	62.18	8.43% IDFC Bank Ltd. 02-Feb-18	5.54
7.28% GOI 03-Jun-19	29.58	7.85% PFC Ltd. 15-Apr-19	4.16
7.83% GOI 11-Apr-18	17.64	8.25% Bajaj Finance Ltd. 19-Aug-19	2.80
6.05% GOI 02-Feb-19	8.16	7.90% Bajaj Finance Ltd. 27-Sep-19	2.78
6.35% GOI 02-Jan-20	6.80	0.00% NHB 24-Dec-18	2.19
Corporate Bonds	33.69	9.00% EXIM Bank 10-Jan-19	1.41
9.30% Blue Dart Express Ltd. 20-Nov-17	7.62	MMI & Others	4.13
11.00% IOC Ltd. 10-Sep-18	7.18	Total	100.00

Fund Performance

Period	Date	NAV	Crisil Short Term Bond Fund Index	NAV Change	INDEX Change
Last 1 Month	31-Mar-17	21.3023	2879.91	0.18%	0.35%
Last 3 Months	31-Jan-17	21.1749	2860.33	0.78%	1.04%
Last 6 Months	28-Oct-16	20.7655	2794.98	2.77%	3.40%
Last 1 Year	29-Apr-16	19.9001	2659.45	7.24%	8.67%
Last 2 Years	30-Apr-15	18.4473	2447.39	7.56%	8.67%
Last 3 Years	30-Apr-14	16.9062	2221.29	8.07%	9.17%
Last 4 Years	30-Apr-13	15.7153	2049.93	7.95%	8.97%
Last 5 Years	30-Apr-12	14.3805	1874.26	8.21%	9.05%
Since Inception	3-Jul-06	10.0000	1242.33	7.25%	8.11%

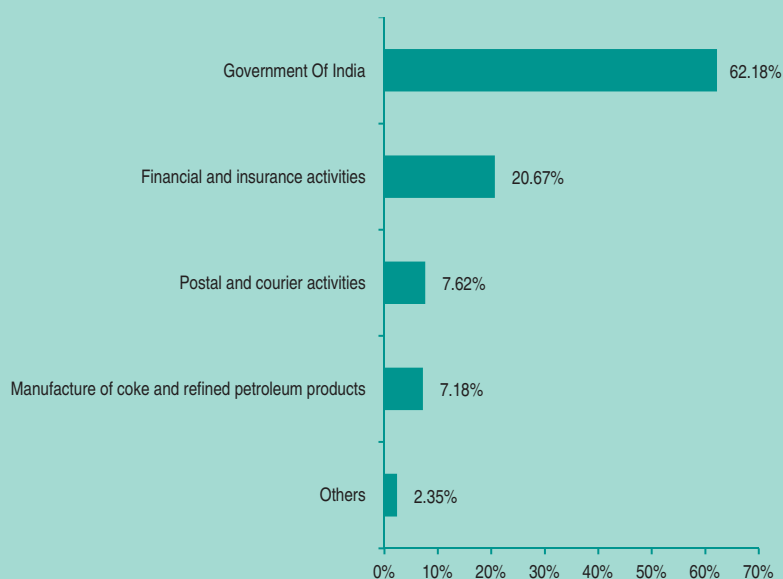
Note: The investment income and prices may go down as well as up. "Since Inception" and returns above "1 Year" are calculated as per CAGR.

Asset Mix

Instrument	Asset Mix as per F&U	Actual Asset Mix
Equity	0%	-
Debt, Money Market & Others *	0% - 100%	100%

*Money Market & Others includes current assets

Sector Allocation



INCOME FUND

ULGF 002 02/03/04 I1 110
Fund Assure, Investment Report, April 2017

TATA AIA LIFE
making Good happen

Fund Details

Investment Objective: The primary investment objective of the fund is to generate income through investing in a range of debt and money market instruments of various maturities with a view to maximizing the optimal balance between yield, safety and liquidity. The fund will have no investments in equity or equity linked instruments at any point in time.

NAV as on 28 April, 17: ₹25.7469

Benchmark: CRISIL Composite Bond Fund Index - 100%

Corpus as on 28 April, 17: ₹259.81 Crs.

Fund Manager: Mr. Pankaj Khetan

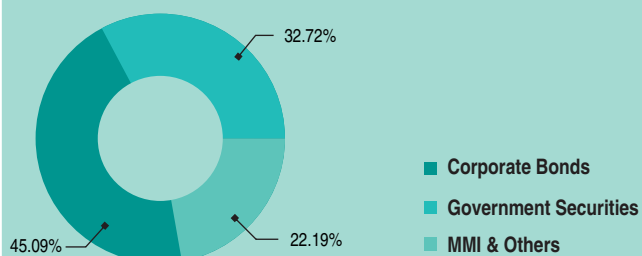
Investment Style

Credit Quality			Interest Rate Sensitivity
High	Mid	Low	
			High
			Mid
			Low

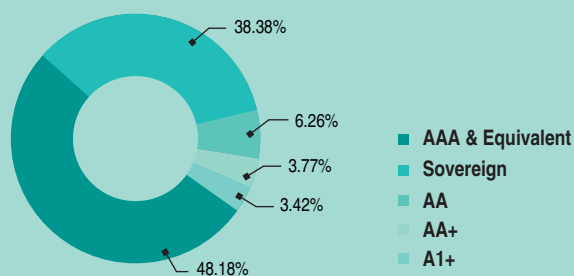
Modified Duration

5.24

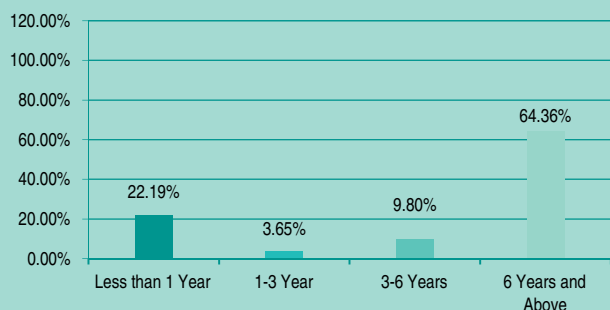
Asset Allocation



Rating Profile



Maturity Profile



AUM (in Crores)

Instrument	AUM
Equity	-
Debt	202.16
MMI & Others	57.64

Portfolio

Instrument	% Of NAV	Instrument	% Of NAV
Corporate Bonds	45.09	Other Corporate Bonds	1.01
7.95% HDFC Bank Ltd. 21-Sep-26	7.18	Government Securities	32.72
7.71% NABARD 17-Mar-32 (GOI S)	7.12	8.15% GOI 24-Nov-26	11.35
2.00% Tata Steel Ltd. 23-Apr-22	6.12	6.90% GOI 04-Feb-26	7.54
9.24% LIC Housing Finance Ltd 30-Sep-24	4.15	8.17% GOI 01-Dec-44	5.08
8.85% Yes Bank Ltd. 24-Feb-25	3.68	8.24% GOI 10-Nov-33	3.81
8.19% IRFC Ltd. 27-Apr-19	3.65	6.97% GOI 06-Sep-26	3.58
7.60% PFC Ltd. 20-Feb-27(GOI S)	3.58	7.72% GOI 26-Oct-55	1.37
10.40% Reliance Ports & Terminals Ltd. 18-Jul-21	3.39	MMI & Others	22.19
8.17% NHPC Ltd 27-Jun-2031	2.99	Total	100.00
8.70% IDFC Bank Ltd. 20-May-25	2.23		

Fund Performance

Period	Date	NAV	Crisil Composite Bond Fund Index	NAV Change	INDEX Change
Last 1 Month	31-Mar-17	25.7966	2820.57	-0.19%	0.04%
Last 3 Months	31-Jan-17	25.8898	2832.18	-0.55%	-0.37%
Last 6 Months	28-Oct-16	25.2505	2749.04	1.97%	2.64%
Last 1 Year	29-Apr-16	23.3562	2564.04	10.24%	10.04%
Last 2 Years	30-Apr-15	21.5857	2351.57	9.21%	9.54%
Last 3 Years	30-Apr-14	18.8270	2067.58	11.00%	10.92%
Last 4 Years	30-Apr-13	18.2586	2004.46	8.97%	8.92%
Last 5 Years	30-Apr-12	16.2454	1810.70	9.65%	9.28%
Since Inception	2-Mar-04	10.0000	1193.20	7.45%	6.76%

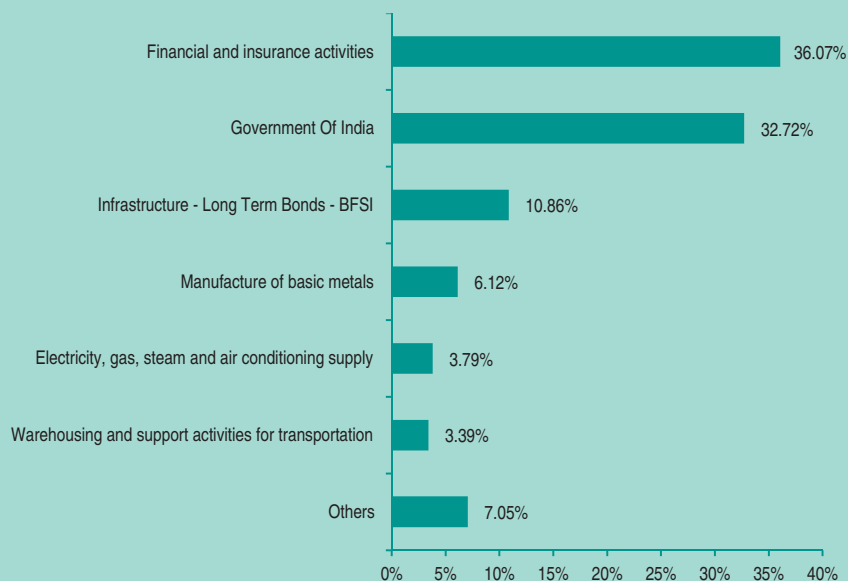
Note: The investment income and prices may go down as well as up. "Since Inception" and returns above "1 Year" are calculated as per CAGR.

Asset Mix

Instrument	Asset Mix as per F&U	Actual Asset Mix
Equity	0%	-
Debt, Money Market & Others *	0% - 100%	100%

*Money Market & Others includes current assets

Sector Allocation



LIQUID FUND

ULGF 003 02/03/04 L1 110
Fund Assure, Investment Report, April 2017

Fund Details

Investment Objective: The primary investment objective of the fund is to provide reasonable returns, commensurate with low risk while providing a high level of liquidity, through investments made primarily in money market and debt securities. The fund will have no investments in equity or equity linked instruments at any point in time.

NAV as on 28 April, 17: ₹23.8541

Benchmark: CRISIL Liquid Fund Index - 100%

Corpus as on 28 April, 17: ₹18.45 Crs.

Fund Manager: Mr. Pankaj Khetan

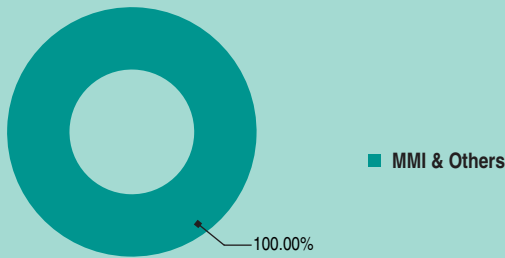
Investment Style

Credit Quality			Interest Rate Sensitivity
High	Mid	Low	
			High
			Mid
			Low

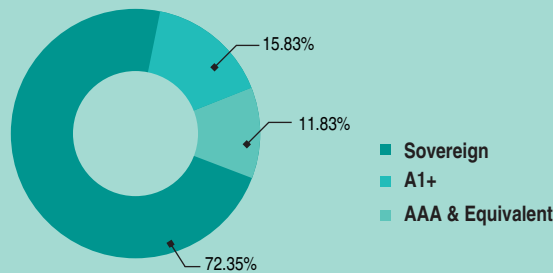
Modified Duration

0.35

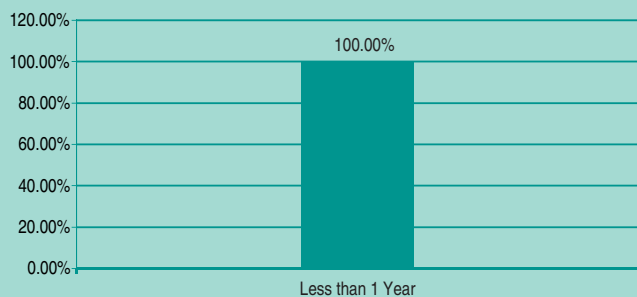
Asset Allocation



Rating Profile



Maturity Profile



AUM (in Crores)

Instrument	AUM
Equity	-
Debt	-
MMI & Others	18.45

Portfolio

Instrument	% Of NAV
MMI & Others	100.00
Total	100.00

Fund Performance

Period	Date	NAV	Crisil Liquid Fund Index	NAV Change	INDEX Change
Last 1 Month	31-Mar-17	23.7570	2685.89	0.41%	0.49%
Last 3 Months	31-Jan-17	23.5389	2656.72	1.34%	1.59%
Last 6 Months	28-Oct-16	23.1920	2612.74	2.85%	3.30%
Last 1 Year	29-Apr-16	22.4911	2521.30	6.06%	7.04%
Last 2 Years	30-Apr-15	21.0060	2335.16	6.56%	7.51%
Last 3 Years	30-Apr-14	19.4044	2143.84	7.12%	7.98%
Last 4 Years	30-Apr-13	17.9609	1958.43	7.35%	8.35%
Last 5 Years	30-Apr-12	16.4992	1810.56	7.65%	8.31%
Since Inception	25-May-04	10.0000	1113.63	6.95%	7.08%

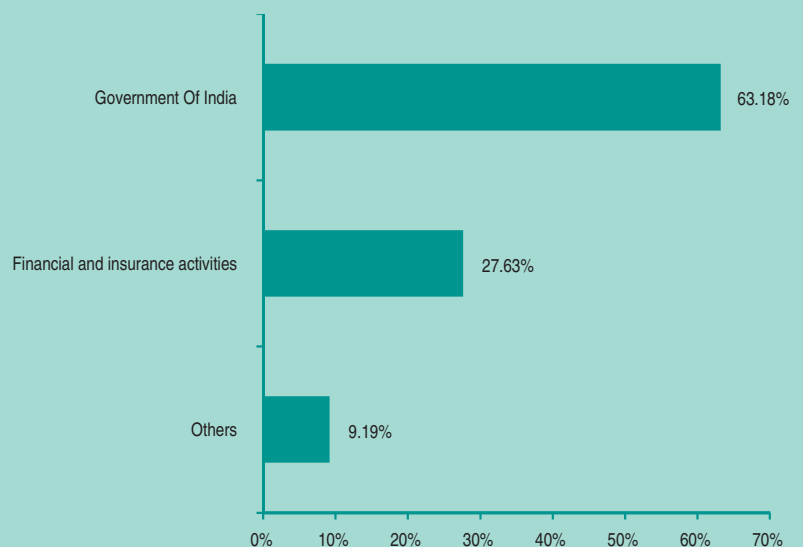
Note: The investment income and prices may go down as well as up. "Since Inception" and returns above "1 Year" are calculated as per CAGR.

Asset Mix

Instrument	Asset Mix as per F&U	Actual Asset Mix
Equity	0%	-
Money Market & Others *	0% - 100%	100%

*Money Market & Others includes current assets

Sector Allocation



BOND FUND

ULGF 005 17/08/07 BO 110
Fund Assure, Investment Report, April 2017

TATA AIA LIFE
making Good happen

Fund Details

Investment Objective: The primary investment objective of the fund is to generate income through investing in a range of debt and money market instruments of various maturities with a view to maximizing the optimal balance between yield, safety and liquidity. The fund will have no investments in equity or equity linked instruments at any point in time.

NAV as on 28 April, 17: ₹21.9616

Benchmark: CRISIL Composite Bond Fund Index - 100%

Corpus as on 28 April, 17: ₹64.12 Crs.

Fund Manager: Mr. Pankaj Khetan

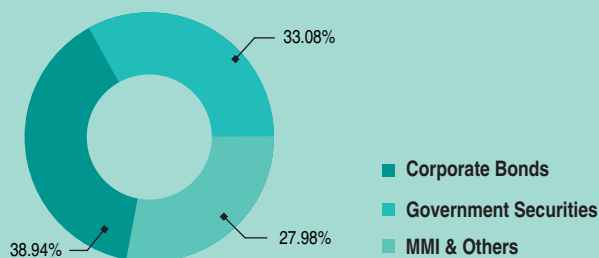
Investment Style

Credit Quality			Interest Rate Sensitivity
High	Mid	Low	
			High
			Mid
			Low

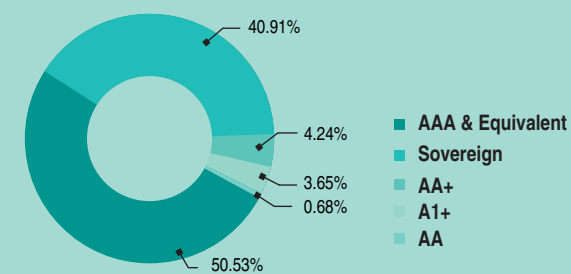
Modified Duration

5.36

Asset Allocation



Rating Profile



Maturity Profile



AUM (in Crores)

Instrument	AUM
Equity	-
Debt	46.18
MMI & Others	17.94

Portfolio

Instrument	% Of NAV	Instrument	% Of NAV
Corporate Bonds	38.94	Other Corporate Bonds	0.62
7.71% NABARD 17-Mar-32 (GOI S)	7.36	Government Securities	33.08
7.95% HDFC Bank Ltd. 21-Sep-26	7.27	8.15% GOI 24-Nov-26	11.32
8.17% NHPC Ltd 27-Jun-2031	4.52	6.90% GOI 04-Feb-26	7.57
8.85% Yes Bank Ltd. 24-Feb-25	3.89	8.17% GOI 01-Dec-44	5.06
8.19% IRFC Ltd. 27-Apr-19	3.66	8.24% GOI 10-Nov-33	3.81
7.60% PFC Ltd. 20-Feb-27(GOI S)	3.59	6.97% GOI 06-Sep-26	3.57
9.48% REC Ltd. 10-Aug-21	2.50	7.72% GOI 26-Oct-55	1.74
10.40% Reliance Ports & Terminals Ltd. 18-Jul-21	2.41	MMI & Others	27.98
8.70% IDFC Bank Ltd. 20-May-25	2.30	Total	100.00
8.24% NHPC Ltd 27-Jun-2031	0.81		

Fund Performance

Period	Date	NAV	Crisil Composite Bond Fund Index	NAV Change	INDEX Change
Last 1 Month	31-Mar-17	22.0167	2820.57	-0.25%	0.04%
Last 3 Months	31-Jan-17	22.1250	2832.18	-0.74%	-0.37%
Last 6 Months	28-Oct-16	21.5841	2749.04	1.75%	2.64%
Last 1 Year	29-Apr-16	19.9590	2564.04	10.03%	10.04%
Last 2 Years	30-Apr-15	18.4394	2351.57	9.13%	9.54%
Last 3 Years	30-Apr-14	16.0914	2067.58	10.92%	10.92%
Last 4 Years	30-Apr-13	15.5849	2004.46	8.95%	8.92%
Last 5 Years	30-Apr-12	13.8853	1810.70	9.60%	9.28%
Since Inception	17-Aug-07	10.0000	1339.53	8.44%	7.98%

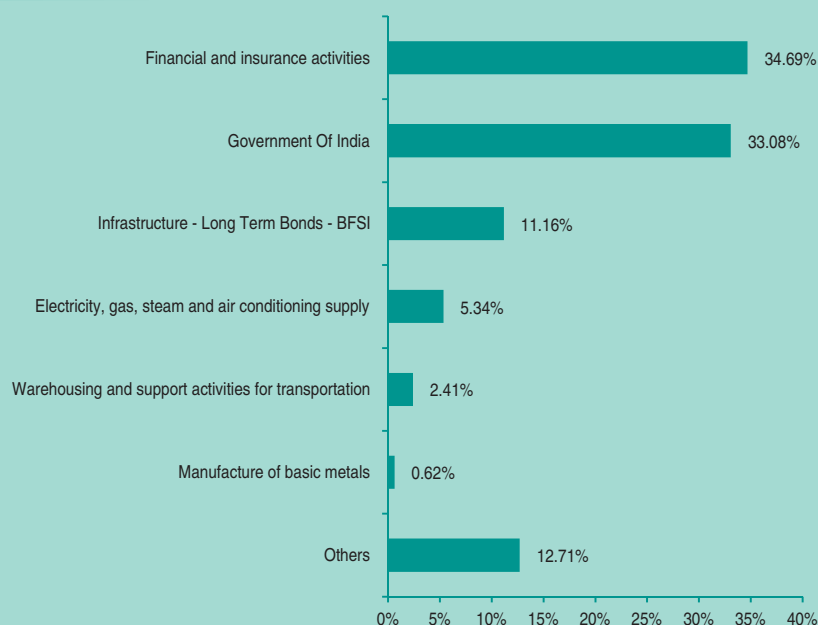
Note: The investment income and prices may go down as well as up. "Since Inception" and returns above "1 Year" are calculated as per CAGR.

Asset Mix

Instrument	Asset Mix as per F&U	Actual Asset Mix
Equity	0%	-
Debt, Money Market & Others *	0% - 100%	100%

*Money Market & Others includes current assets

Sector Allocation



BALANCED FUND

ULGF 006 17/08/07 BL 110
Fund Assure, Investment Report, April 2017

TATA AIA LIFE
making Good happen

Fund Details

Investment Objective: The objective of the fund is to supplement the income generation from the fixed income instruments with capital appreciation of the equity assets.

NAV as on 28 April, 17: ₹20.7970

Benchmark: Nifty 50 - 10% & CRISIL Composite Bond Fund Index - 90%

Corpus as on 28 April, 17: ₹74.07 Crs.

Fund Manager: Mr. Rajeev Tewari & Mr. Pankaj Khetan

Debt Investment Style

Credit Quality			Interest Rate Sensitivity
High	Mid	Low	
			High
			Mid
			Low

Equity Investment Style

Investment Style			Size
Value	Blend	Growth	
			Large
			Mid
			Small

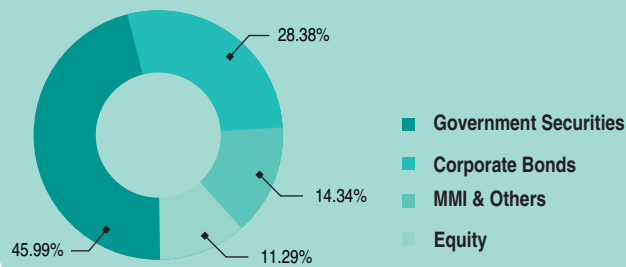
Portfolio

Instrument	% Of NAV	Instrument	% Of NAV
Government Securities	45.99	10.40% Reliance Ports & Terminals Ltd. 18-Jul-21	0.89
8.17% GOI 01-Dec-44	12.41	MMI & Others	14.34
7.72% GOI 25-May-25	11.25	Equity	11.29
7.59% GOI 11-Jan-26	10.87	Reliance Industries Ltd.	1.13
7.28% GOI 03-Jun-19	4.66	HDFC Bank Ltd.	1.04
8.83% GOI 25-Nov-23	4.14	Infosys Technologies Ltd.	0.93
8.40% GOI 28-Jul-24	2.52	ITC Ltd.	0.84
8.15% GOI 24-Nov-26	0.14	ICICI Bank Ltd.	0.80
Corporate Bonds	28.38	Larsen and Toubro Ltd.	0.71
8.11% REC Ltd. 07-Oct-25	7.14	Tata Motors Ltd.	0.55
7.17% NHAI Ltd. 23-Dec-21	5.47	Bharat Petroleum Corporation Ltd.	0.49
8.98% PFC Ltd. 08-Oct-24 (Put-08-10-2016 Call-N.A)	5.17	Tata Consultancy Services Ltd.	0.46
7.95% HDFC Bank Ltd. 21-Sep-26	4.52	Sun Pharmaceuticals Industries Ltd.	0.35
8.49% NTPC Ltd. 25-Mar-25	2.97	Other Equity	3.99
9.09% IRFC Ltd. 29-Mar-26	2.22	Total	100.00

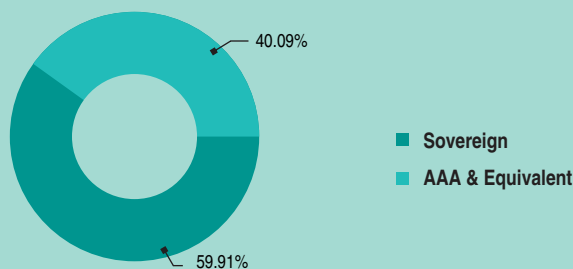
Modified Duration

5.32

Asset Allocation



Rating Profile



AUM (in Crores)

Instrument	AUM
Equity	8.36
Debt	55.09
MMI & Others	10.62

Asset Mix

Instrument	Asset Mix as per F&U	Actual Asset Mix
Equity	0% - 20%	11%
Debt, Money Market & Others *	80% - 100%	89%

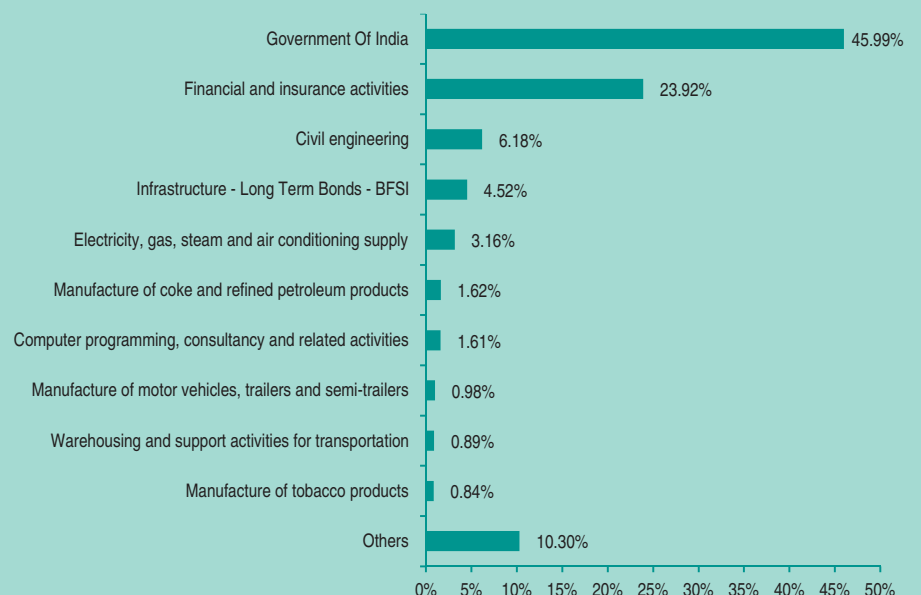
*Money Market & Others includes current assets

Fund Performance

Period	Date	NAV	NAV Change	INDEX Change
Last 1 Month	31-Mar-17	20.8296	-0.16%	0.17%
Last 3 Months	31-Jan-17	20.7982	-0.01%	0.53%
Last 6 Months	28-Oct-16	20.3144	2.38%	3.15%
Last 1 Year	29-Apr-16	18.8867	10.11%	10.89%
Last 2 Years	30-Apr-15	17.8118	8.06%	9.25%
Last 3 Years	30-Apr-14	15.5295	10.23%	10.99%
Last 4 Years	30-Apr-13	14.6798	9.10%	9.22%
Last 5 Years	30-Apr-12	13.1262	9.64%	9.56%
Since Inception	17-Aug-07	10.0000	7.84%	8.06%

Note: The investment income and prices may go down as well as up. "Since Inception" and returns above "1 Year" are calculated as per CAGR.

Sector Allocation



Tata AIA Life Insurance's Investment team

Mr. Harshad Patil
Chief Investment Officer

Ms. Cheenu Gupta
Senior Analyst & Fund Manager

Mr. Nalin Ladiwala
Analyst & Fund Manager

Mr. Rajeev Tewari
Head of Equities

Mr. Pankaj Khetan
Fund Manager

Mr. H S Bharath
Dealer

Mr. Jayanth Udupa
Head of Credit Analysis & Economist

Mr. Nimesh Mistry
Analyst

Mr. Pankaj Agarwal
Dealer

Mr. Nitin Bansal
Senior Analyst & Fund Manager

Mr. Anirban Ray
Analyst

Contact Us: Choose a convenient contact option from the following:



For any enquiries Call on helpline no.
1860 266 9966 (local charges apply)



Just SMS '**SERVICE**' to **58888** or to get
the summary of all short codes within 2
minutes, please send **HELP** to **5676799**



Write to Us: Customer Services Team
B- wing, 9th Floor, I-Think Techno Campus,
Behind TCS, Pokhran Road No.2, Close to
Eastern Express Highway, Thane (W)
Pin Code – 400 607.

Disclaimer

1. The fund is managed by Tata AIA Life Insurance Company Ltd. (hereinafter the "Company").
2. Past performance is not indicative of future performance. Returns are calculated on an absolute basis for a period of less than (or equal to) a year, with reinvestment of dividends (if any).
3. All investments made by the Company are subject to market risks. The Company does not guarantee any assured returns. The investment income and price may go down as well as up depending on several factors influencing the market.
4. Every effort is made to ensure that all information contained in this publication is accurate at the date of publication, however, the Company shall not have any liability for any damages of any kind (including but not limited to errors and omissions) whatsoever relating to this material.
5. Income Tax benefits would be available as per the prevailing income tax laws, subject to fulfillment of conditions stipulated therein. Tata AIA Life Insurance Company Ltd. does not assume responsibility on tax implication mentioned anywhere in this document. Please consult your own tax consultant to know the tax benefits available to you.
6. Please know the associated risks and the applicable charges, from your Insurance agent or the Intermediary or policy document issued by the insurance company.
7. Various funds offered are the names of funds and do not, in any way, indicate the quality of the funds, their future prospects & returns.
8. Premium paid in ULIPs are subject to Investment risks associated with capital markets & the NAV of the units may go up or down based on the performance of the fund and factors influencing capital markets & the insured is responsible for his/her decision.
9. Whilst every care has been taken in the preparation of this document, it is subject to correction and markets may not perform in a similar fashion based on factors influencing the capital and debt markets; hence this review note does not individually confer any legal rights or duties.
10. For more details on risk factors, terms and conditions please read sales brochure carefully before concluding a sale.
11. Unit Linked Life Insurance products are different from traditional insurance products and are subject to risk factors.
12. Tata AIA Life Insurance Company Limited is only the name of the Insurance Company & any contract bearing the prefix "Tata AIA Life" is only the name of the Unit Linked Life Insurance contract and does not in any way indicate the quality of the contract, its future prospects or returns.
13. This publication is for general circulation only. This document is for information and illustrative purposes only and does not purport to any financial or investment services and do not offer or form part of any offer or recommendation. This document is not, and should not be regarded as investment advice or as a recommendation regarding any particular security or course of action.
14. Please make your own independent decision after consulting your financial or other professional advisor.

BEWARE OF SPURIOUS PHONE CALLS AND FICTITIOUS/FRAUDULENT OFFERS

IRDA of India clarifies to public that

- **IRDA of India or its officials do not involve in activities like sale of any kind of insurance or financial products nor invest premiums.**
- **IRDA of India does not announce any bonus.** Public receiving such phone calls are requested to lodge a police complaint along with details of phone call, number.

Tata AIA Life Insurance Company Ltd. (IRDA of India Regn. No. 110) CIN: U66010MH2000PLC128403.

Registered and Corporate Office: 14th Floor, Tower A, Peninsula Business Park, Senapati Bapat Marg, Lower Parel, Mumbai 400013. • Website: tataaia.com • Call helpline no. 1860 266 9966 (local charges apply)

Unique Reference Number: L&C/Misc/2017/May/120