

Fund Assure

Investment Report, July 2017



FUND MANAGER DETAILS

Investment Report, July 2017

TATA AIA LIFE
making Good happen

Summary of number of Funds managed by Fund Managers alongwith details of Equity, Balanced and Debt

Sr.No	Type of Fund	Name of Funds	Name of Fund Manager
1	Equity Funds	Select Equity Fund	Ms. Cheenu Gupta
2		Future Select Equity Fund	
3		Super Select Equity Fund	
4		Super Select Equity Pension Fund	
5		India Consumption Fund	
6		Future Equity Pension Fund	
7		Top 50 Fund	Mr. Nitin Bansal
8		Multi Cap Fund	
9		Equity Fund	Mr. Rajeev Tewari
10		Whole Life Mid Cap Equity Fund	
11		Large Cap Equity Fund	
12		Top 200 Fund	
13		Infrastructure Fund	
14		Pension Equity Fund	
15	Debt Funds	Liquid Fund	Mr. Pankaj Agarwal
16		Income Fund	
17		Short Term Fixed Income Fund	
18		Whole Life Short Term Fixed Income Fund	
19		Whole Life Income Fund	
20		Future Income Pension Fund	
21		Bond Fund	
22		Apex Pension 20 Investment Fund	
23		Discontinued Policy Fund	
24		Apex Supreme Investment Fund III	
25		Policyholders Unclaimed Fund	
26		Apex Investment Fund I	
27		Apex Pension 10 Investment Fund	
28		Apex Pension 15 Investment Fund	
29		Apex Pension Investment Fund	
30		Apex Plus Investment Fund	
31		Apex Supreme Investment Fund	
32		Apex Supreme Investment Fund – II	
33		Pension Short Term Fixed Income Fund	
34		Pension Income Fund	
35	Pension Liquid Fund		
36	Pension Bond Fund		
37	Hybrid Funds	Capital Guarantee Fund	Ms. Cheenu Gupta, Mr. Pankaj Agarwal
38		Future Capital Guarantee Pension Fund	
39		110% Capital Guarantee Fund	
40		Super 110% Capital Guarantee Fund	

FUND MANAGER DETAILS

Investment Report, July 2017

TATA AIA LIFE
making Good happen

Summary of number of Funds managed by Fund Managers alongwith details of Equity, Balanced and Debt

Sr.No	Type of Fund	Name of Funds	Name of Fund Manager	
41	Hybrid Funds	Aggressive Growth Fund	Mr. Nitin Bansal, Mr. Pankaj Agarwal	
42		Stable Growth Fund		
43		Whole Life Aggressive Growth Fund		
44		Whole Life Stable Growth Fund		
45		Growth Maximiser Fund		
46		Growth Enabler Fund		
47		Future Growth Pension Fund		
48		Future Balanced Pension Fund		
49		Aggressive Flexi Fund		
50		Stable Flexi Fund		
51		Growth Fund		
52		Balanced Fund		
53		Pension Balanced Fund		Mr. Rajeev Tewari, Mr. Pankaj Agarwal
54		Pension Maxima Fund		
55		Pension Growth Fund		
56		Apex Return Lock-In-Fund		
57		Apex Return Lock-In-Fund II		
58		Apex Plus Return Lock-In-Fund		
59		Apex Pension Return Lock-In Fund		
60		Apex Pension 10 Return Lock-In Fund		
61		Apex Pension 15 Return Lock-In Fund		
62		Apex Pension 20 Return Lock-In Fund		
63		Apex Plus Return Lock-In-Fund II		
64		Apex Pension Return Lock-In Fund II		
65		Apex Pension 10 Return Lock-In Fund II		
66		Apex Pension 15 Return Lock-In Fund II		
67		Apex Pension 20 Return Lock-In Fund II		
68		Apex Supreme Return Lock-In-Fund		
69		Apex Supreme Return Lock-In Fund II		
70		Apex Supreme Return Lock-In Fund III		

Name of Fund Manager	No. of Funds Managed
Mr. Rajeev Tewari	24
Mr. Nitin Bansal	15
Ms. Cheenu Gupta	9
Mr. Pankaj Agarwal	56

Fund Assure, Investment Report, July 2017

Equity Fund

Short Term Fixed
Income Fund

Income Fund

Liquid Fund

Bond Fund

Balanced Fund

EQUITY FUND

ULGF 001 02/03/04 E1 110
Fund Assure, Investment Report, July 2017

TATA AIA LIFE
making Good happen

Fund Details

Investment Objective: The primary investment objective of the fund is to generate long term capital appreciation from a portfolio that is invested predominantly in equity and equity linked securities.

NAV as on 31 July, 17: ₹66.0416

Benchmark: S&P BSE Sensex - 100%

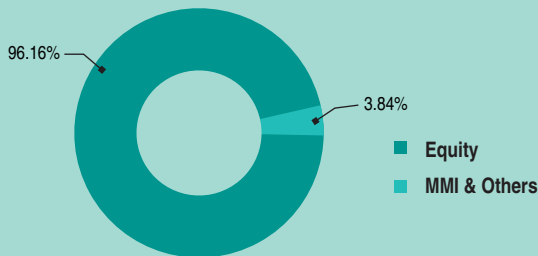
Corpus as on 31 July, 17: ₹87.68 Crs.

Fund Manager: Mr. Rajeev Tewari

Investment Style

Investment Style			Size
Value	Blend	Growth	
			Large
			Mid
			Small

Asset Allocation



AUM (in Crores)

Instrument	AUM
Equity	84.31
Debt	-
MMI & Others	3.37

Portfolio

Instrument	% Of NAV	Instrument	% Of NAV
Equity	96.16	Tata Consultancy Services Ltd.	2.42
ITC Ltd.	6.85	Hindalco Industries Ltd.	2.13
Reliance Industries Ltd.	6.48	Asian Paints Ltd.	1.85
Infosys Technologies Ltd.	5.53	State Bank of India	1.78
ICICI Bank Ltd.	5.50	Eicher Motors Ltd.	1.77
HDFC Bank Ltd.	5.29	Mahindra and Mahindra Ltd.	1.76
Larsen and Toubro Ltd.	4.39	Hindustan Unilever Ltd.	1.75
Reliance ETF Bank BeES	4.35	HCL Technologies Ltd.	1.72
Tata Motors Ltd.	3.45	Sun Pharmaceuticals Industries Ltd.	1.71
HDFC Ltd.	2.86	DCB Bank Ltd.	1.67
Maruti Suzuki India Ltd.	2.79	Other Equity	24.65
Indusind Bank Ltd.	2.75	MMI & Others	3.84
Yes Bank Ltd.	2.68	Total	100.00

Fund Performance

Period	Date	NAV	S&P BSE Sensex	NAV Change	INDEX Change
Last 1 Month	30-Jun-17	62.7335	30921.61	5.27%	5.15%
Last 3 Months	28-Apr-17	61.1686	29918.40	7.97%	8.68%
Last 6 Months	31-Jan-17	55.7987	27655.96	18.36%	17.57%
Last 1 Year	29-Jul-16	55.5829	28051.86	18.82%	15.91%
Last 2 Years	31-Jul-15	54.5756	28114.56	10.00%	7.54%
Last 3 Years	31-Jul-14	48.2502	25894.97	11.03%	7.88%
Last 4 Years	31-Jul-13	36.3504	19345.70	16.10%	13.86%
Last 5 Years	31-Jul-12	32.6387	17236.18	15.14%	13.53%
Since Inception	29-Mar-04	10.0000	5571.37	15.19%	14.13%

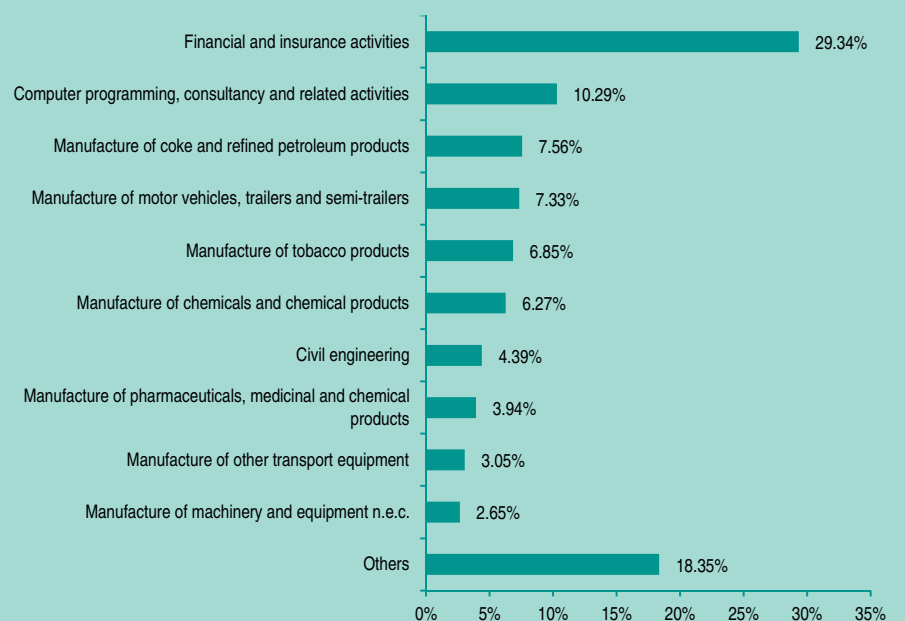
Note: The investment income and prices may go down as well as up. "Since Inception" and returns above "1 Year" are calculated as per CAGR.

Asset Mix

Instrument	Asset Mix as per F&U	Actual Asset Mix
Equity	0% - 100%	96%
Money Market & Others *	0% - 40%	4%

*Money Market & Others includes current assets

Sector Allocation



SHORT TERM FIXED INCOME FUND

ULGF 004 01/07/06 S1 110
Fund Assure, Investment Report, July 2017

TATA AIA LIFE
making Good happen

Fund Details

Investment Objective: Short Term Fixed Income Fund is a unit linked fund devised with the objective of generating stable returns by investing in fixed income securities having shorter maturity periods. Under normal circumstances, the average maturity of the fund may be in the range of 1-3 years.

NAV as on 31 July, 17: ₹21.7418

Benchmark: CRISIL Short Term Bond Fund Index - 100%

Corpus as on 31 July, 17: ₹7.27 Crs.

Fund Manager: Mr. Pankaj Agarwal

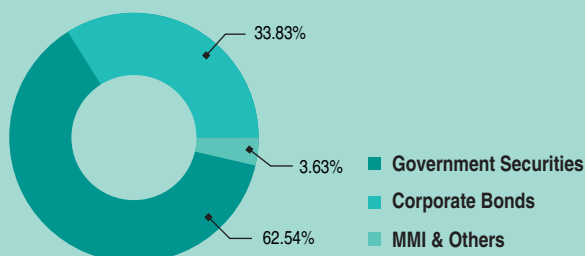
Investment Style

Credit Quality			Interest Rate Sensitivity
High	Mid	Low	
			High
			Mid
			Low

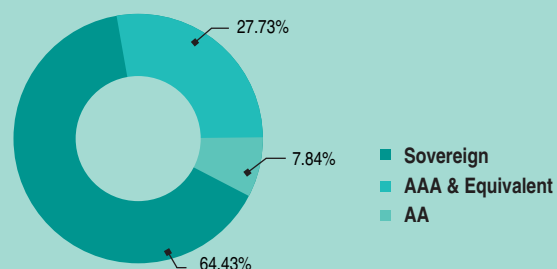
Modified Duration

1.25

Asset Allocation



Rating Profile



Maturity Profile



AUM (in Crores)

Instrument	AUM
Equity	-
Debt	7.00
MMI & Others	0.26

Portfolio

Instrument	% Of NAV	Instrument	% Of NAV
Government Securities	62.54	8.43% IDFC Bank Ltd. 02-Feb-18	5.55
7.28% GOI 03-Jun-19	29.79	7.85% PFC Ltd. 15-Apr-19	4.19
7.83% GOI 11-Apr-18	17.65	8.25% Bajaj Finance Ltd. 19-Aug-19	2.82
6.05% GOI 02-Feb-19	8.22	7.90% Bajaj Finance Ltd. 27-Sep-19	2.81
6.35% GOI 02-Jan-20	6.87	0.00% NHB 24-Dec-18	2.25
Corporate Bonds	33.83	9.00% EXIM Bank 10-Jan-19	1.42
9.30% Blue Dart Express Ltd. 20-Nov-17	7.61	MMI & Others	3.63
11.00% IOC Ltd. 10-Sep-18	7.19	Total	100.00

Fund Performance

Period	Date	NAV	Crisil Short Term Bond Fund Index	NAV Change	INDEX Change
Last 1 Month	30-Jun-17	21.6087	2937.39	0.62%	0.81%
Last 3 Months	28-Apr-17	21.3401	2890.03	1.88%	2.46%
Last 6 Months	31-Jan-17	21.1749	2860.33	2.68%	3.52%
Last 1 Year	29-Jul-16	20.3518	2731.10	6.83%	8.42%
Last 2 Years	31-Jul-15	18.7845	2498.00	7.58%	8.88%
Last 3 Years	31-Jul-14	17.2794	2277.00	7.96%	9.15%
Last 4 Years	31-Jul-13	15.8052	2057.14	8.30%	9.53%
Last 5 Years	31-Jul-12	14.7213	1917.32	8.11%	9.08%
Since Inception	03-Jul-06	10.0000	1242.33	7.26%	8.15%

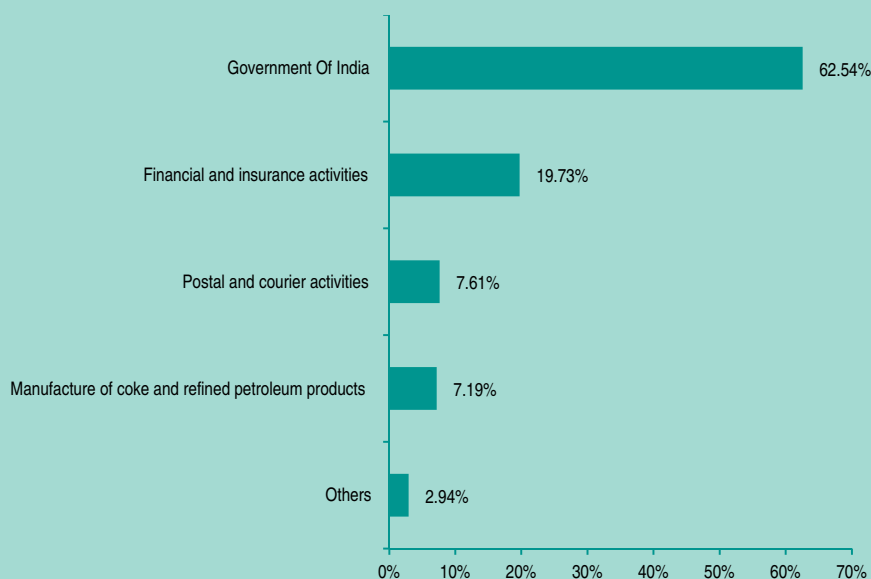
Note: The investment income and prices may go down as well as up. "Since Inception" and returns above "1 Year" are calculated as per CAGR.

Asset Mix

Instrument	Asset Mix as per F&U	Actual Asset Mix
Equity	0%	-
Debt, Money Market & Others *	0% - 100%	100%

*Money Market & Others includes current assets

Sector Allocation



INCOME FUND

ULGF 002 02/03/04 I1 110
Fund Assure, Investment Report, July 2017

Fund Details

Investment Objective: The primary investment objective of the fund is to generate income through investing in a range of debt and money market instruments of various maturities with a view to maximizing the optimal balance between yield, safety and liquidity. The fund will have no investments in equity or equity linked instruments at any point in time.

NAV as on 31 July, 17: ₹26.7602

Benchmark: CRISIL Composite Bond Fund Index - 100%

Corpus as on 31 July, 17: ₹262.48 Crs.

Fund Manager: Mr. Pankaj Agarwal

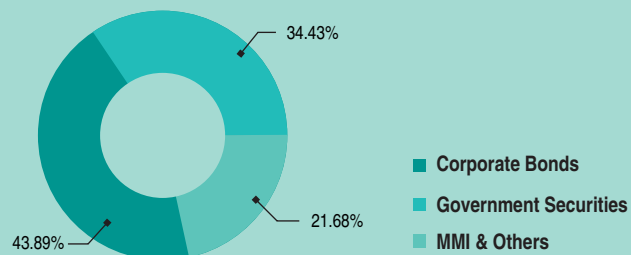
Investment Style

Credit Quality			Interest Rate Sensitivity
High	Mid	Low	
			High
			Mid
			Low

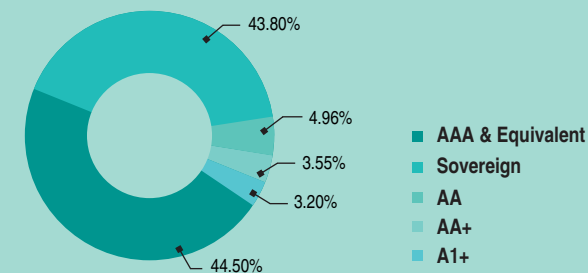
Modified Duration

4.95

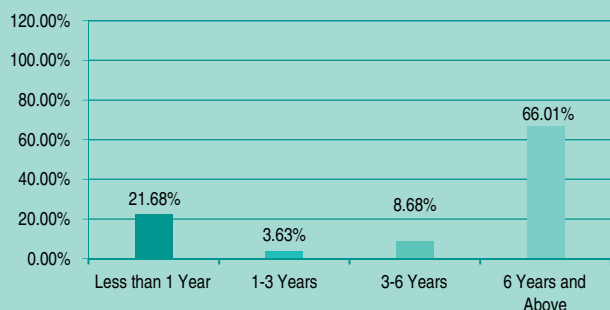
Asset Allocation



Rating Profile



Maturity Profile



AUM (in Crores)

Instrument	AUM
Equity	-
Debt	205.58
MMI & Others	56.90

Portfolio

Instrument	% Of NAV	Instrument	% Of NAV
Corporate Bonds	43.89	Other Corporate Bonds	1.02
7.95% HDFC Bank Ltd. 21-Sep-26	7.31	Government Securities	34.43
7.71% NABARD 17-Mar-32 (GOI S)	7.29	8.15% GOI 24-Nov-26	11.50
2.00% Tata Steel Ltd. 23-Apr-22	5.22	6.90% GOI 04-Feb-26	7.65
8.85% Yes Bank Ltd. 24-Feb-25	3.74	6.79% GOI 15-May-27	7.02
7.60% PFC Ltd. 20-Feb-27(GOI S)	3.65	8.17% GOI 01-Dec-44	5.26
8.19% IRFC Ltd. 27-Apr-19	3.63	8.24% GOI 10-Nov-33	1.59
7.49% IRFC Ltd. 30-May-27	3.56	7.72% GOI 26-Oct-55	1.42
10.40% Reliance Ports & Terminals Ltd. 18-Jul-21	3.17	MMI & Others	21.68
8.17% NHPC Ltd 27-June-31	3.04	Total	100.00
8.70% IDFC Bank Ltd. 20-May-25	2.26		

Fund Performance

Period	Date	NAV	Crisil Composite Bond Fund Index	NAV Change	INDEX Change
Last 1 Month	30-Jun-17	26.5324	2899.16	0.86%	0.98%
Last 3 Months	28-Apr-17	25.7469	2821.59	3.94%	3.76%
Last 6 Months	31-Jan-17	25.8898	2832.18	3.36%	3.37%
Last 1 Year	29-Jul-16	24.4324	2661.64	9.53%	10.00%
Last 2 Years	31-Jul-15	21.8744	2389.95	10.61%	10.68%
Last 3 Years	31-Jul-14	19.4612	2140.08	11.20%	11.01%
Last 4 Years	31-Jul-13	17.8583	1947.21	10.64%	10.73%
Last 5 Years	31-Jul-12	16.7088	1849.96	9.88%	9.62%
Since Inception	02-Mar-04	10.0000	1193.20	7.61%	6.92%

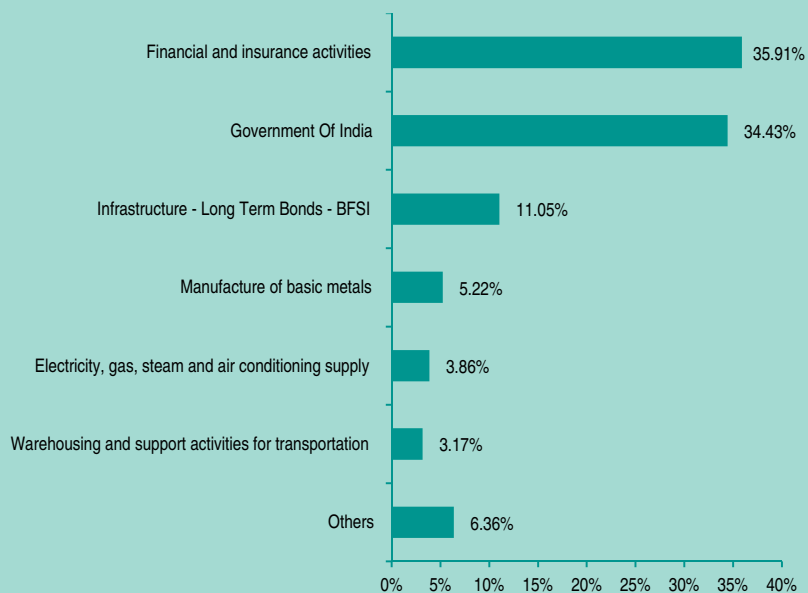
Note: The investment income and prices may go down as well as up. "Since Inception" and returns above "1 Year" are calculated as per CAGR.

Asset Mix

Instrument	Asset Mix as per F&U	Actual Asset Mix
Equity	0%	-
Debt, Money Market & Others *	0% - 100%	100%

*Money Market & Others includes current assets

Sector Allocation



LIQUID FUND

ULGF 003 02/03/04 L1 110
Fund Assure, Investment Report, July 2017

Fund Details

Investment Objective: The primary investment objective of the fund is to provide reasonable returns, commensurate with low risk while providing a high level of liquidity, through investments made primarily in money market and debt securities. The fund will have no investments in equity or equity linked instruments at any point in time.

NAV as on 31 July, 17: ₹24.1831

Benchmark: CRISIL Liquid Fund Index - 100%

Corpus as on 31 July, 17: ₹17.64 Crs.

Fund Manager: Mr. Pankaj Agarwal

Investment Style

Credit Quality			Interest Rate Sensitivity
High	Mid	Low	
			High
			Mid
			Low

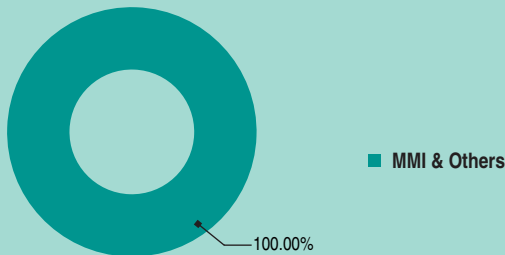
Portfolio

Instrument	% Of NAV
MMI & Others	100.00
Total	100.00

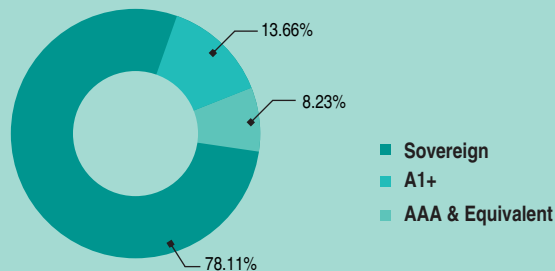
Modified Duration

0.27

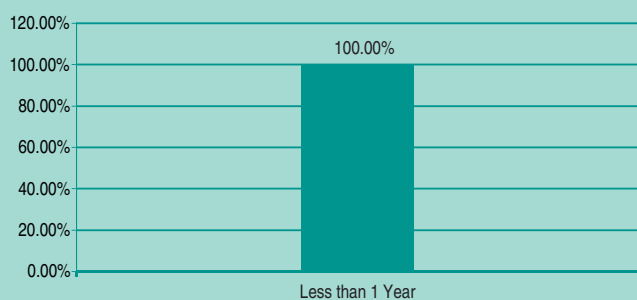
Asset Allocation



Rating Profile



Maturity Profile



AUM (in Crores)

Instrument	AUM
Equity	-
Debt	-
MMI & Others	17.64

Fund Performance

Period	Date	NAV	Crisil Liquid Fund Index	NAV Change	INDEX Change
Last 1 Month	30-Jun-17	24.0754	2729.69	0.45%	0.57%
Last 3 Months	28-Apr-17	23.8541	2698.92	1.38%	1.72%
Last 6 Months	31-Jan-17	23.5389	2656.72	2.74%	3.34%
Last 1 Year	29-Jul-16	22.8388	2569.72	5.89%	6.83%
Last 2 Years	31-Jul-15	21.3924	2383.60	6.32%	7.32%
Last 3 Years	31-Jul-14	19.8236	2192.36	6.85%	7.79%
Last 4 Years	31-Jul-13	18.3038	1989.71	7.21%	8.38%
Last 5 Years	31-Jul-12	16.8676	1848.12	7.47%	8.24%
Since Inception	25-May-04	10.0000	1113.63	6.92%	7.08%

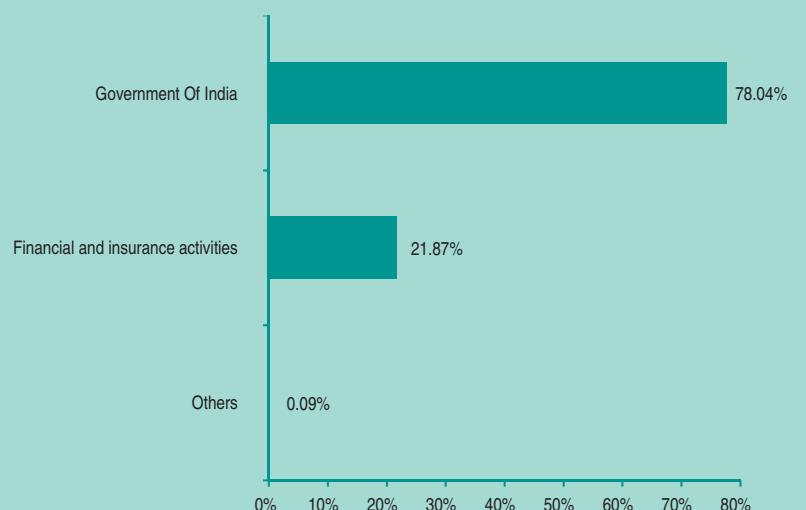
Note: The investment income and prices may go down as well as up. "Since Inception" and returns above "1 Year" are calculated as per CAGR.

Asset Mix

Instrument	Asset Mix as per F&U	Actual Asset Mix
Equity	0%	-
Money Market & Others *	0% - 100%	100%

*Money Market & Others includes current assets

Sector Allocation



BOND FUND

ULGF 005 17/08/07 BO 110
Fund Assure, Investment Report, July 2017

Fund Details

Investment Objective: The primary investment objective of the fund is to generate income through investing in a range of debt and money market instruments of various maturities with a view to maximizing the optimal balance between yield, safety and liquidity. The fund will have no investments in equity or equity linked instruments at any point in time.

NAV as on 31 July, 17: ₹22.8251

Benchmark: CRISIL Composite Bond Fund Index - 100%

Corpus as on 31 July, 17: ₹69.17 Crs.

Fund Manager: Mr. Pankaj Agarwal

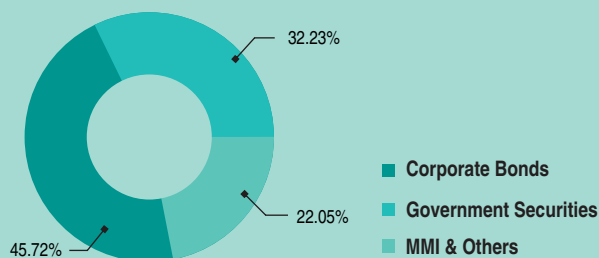
Investment Style

Credit Quality			Interest Rate Sensitivity
High	Mid	Low	
			High
			Mid
			Low

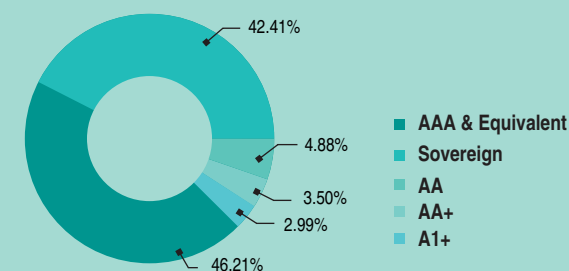
Modified Duration

4.86

Asset Allocation



Rating Profile



Maturity Profile



AUM (in Crores)

Instrument	AUM
Equity	-
Debt	53.92
MMI & Others	15.25

Portfolio

Instrument	% Of NAV	Instrument	% Of NAV
Corporate Bonds	45.72	Other Corporate Bonds	2.96
7.71% NABARD 17-Mar-32 (GOI S)	7.06	Government Securities	32.23
7.95% HDFC Bank Ltd. 21-Sep-26	6.94	8.15% GOI 24-Nov-26	10.75
2.00% Tata Steel Ltd. 23-Apr-22	5.15	6.79% GOI 15-May-27	7.40
8.17% NHPC Ltd 27-June-31	4.31	6.90% GOI 04-Feb-26	7.20
8.85% Yes Bank Ltd. 24-Feb-25	3.70	8.17% GOI 01-Dec-44	4.90
7.60% PFC Ltd. 20-Feb-27(GOI S)	3.43	7.72% GOI 26-Oct-55	1.68
8.19% IRFC Ltd. 27-Apr-19	3.40	8.24% GOI 10-Nov-33	0.30
7.49% IRFC Ltd. 30-May-27	3.38	MMI & Others	22.05
10.40% Reliance Ports & Terminals Ltd. 18-Jul-21	3.05	Total	100.00
9.48% REC Ltd. 10-Aug-21	2.35		

Fund Performance

Period	Date	NAV	Crisil Composite Bond Fund Index	NAV Change	INDEX Change
Last 1 Month	30-Jun-17	22.6283	2899.16	0.87%	0.98%
Last 3 Months	28-Apr-17	21.9616	2821.59	3.93%	3.76%
Last 6 Months	31-Jan-17	22.1250	2832.18	3.16%	3.37%
Last 1 Year	29-Jul-16	20.8928	2661.64	9.25%	10.00%
Last 2 Years	31-Jul-15	18.6766	2389.95	10.55%	10.68%
Last 3 Years	31-Jul-14	16.6330	2140.08	11.13%	11.01%
Last 4 Years	31-Jul-13	15.2950	1947.21	10.53%	10.73%
Last 5 Years	31-Jul-12	14.2571	1849.96	9.87%	9.62%
Since Inception	17-Aug-07	10.0000	1339.53	8.64%	8.17%

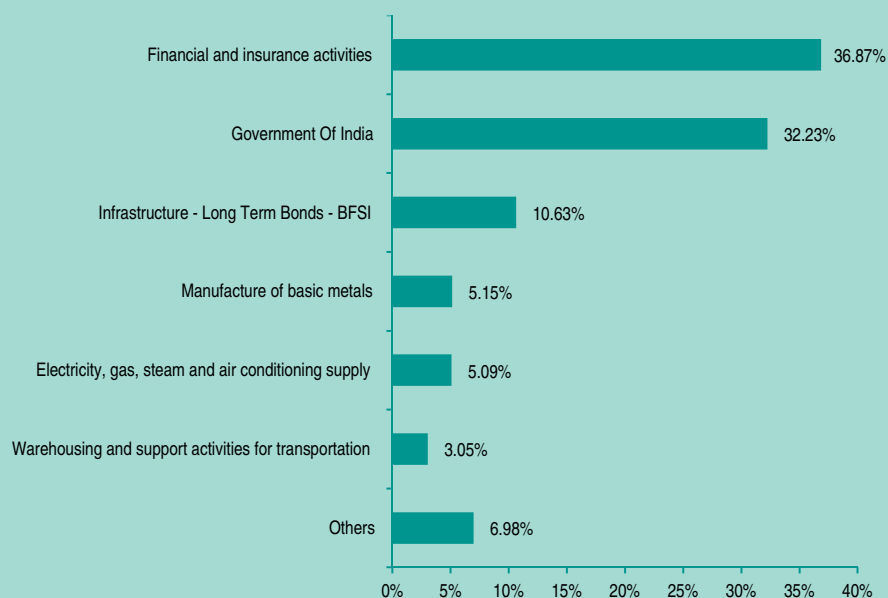
Note: The investment income and prices may go down as well as up. "Since Inception" and returns above "1 Year" are calculated as per CAGR.

Asset Mix

Instrument	Asset Mix as per F&U	Actual Asset Mix
Equity	0%	-
Debt, Money Market & Others *	0% - 100%	100%

*Money Market & Others includes current assets

Sector Allocation



BALANCED FUND

ULGF 006 17/08/07 BL 110
Fund Assure, Investment Report, July 2017

TATA AIA LIFE
making Good happen

Fund Details

Investment Objective: The objective of the fund is to supplement the income generation from the fixed income instruments with capital appreciation of the equity assets.

NAV as on 31 July, 17: ₹21.6672

Benchmark: Nifty 50 - 10% & CRISIL Composite Bond Fund Index - 90%

Corpus as on 31 July, 17: ₹75.83 Crs.

Fund Manager: Mr. Rajeev Tewari & Mr. Pankaj Agarwal

Debt Investment Style

Credit Quality			Interest Rate Sensitivity
High	Mid	Low	
			High
			Mid
			Low

Equity Investment Style

Investment Style			Size
Value	Blend	Growth	
			Large
			Mid
			Small

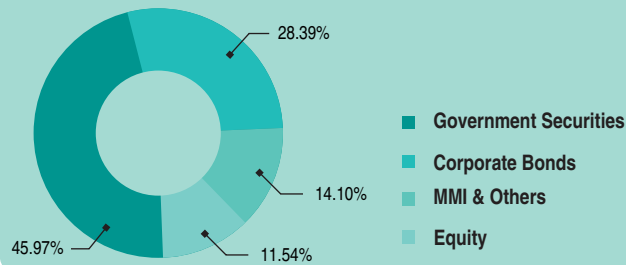
Portfolio

Instrument	% Of NAV	Instrument	% Of NAV
Government Securities	45.97	10.40% Reliance Ports & Terminals Ltd. 18-Jul-21	0.88
8.17% GOI 01-Dec-44	12.67	MMI & Others	14.10
7.72% GOI 25-May-25	11.21	Equity	11.54
7.59% GOI 11-Jan-26	10.76	Reliance Industries Ltd.	1.28
7.28% GOI 03-Jun-19	4.57	HDFC Bank Ltd.	1.18
8.83% GOI 25-Nov-23	4.11	Infosys Technologies Ltd.	1.00
8.40% GOI 28-July-24	2.50	ICICI Bank Ltd.	0.93
8.15% GOI 24-Nov-26	0.14	ITC Ltd.	0.85
Corporate Bonds	28.39	Larsen and Toubro Ltd.	0.71
8.11% REC Ltd. 07-Oct-25	7.18	Tata Motors Ltd.	0.52
7.17% NHAI Ltd. 23-Dec-21	5.42	Tata Consultancy Services Ltd.	0.49
8.98% PFC Ltd. 08-Oct-24 (Put-08-10-2016 Call-N.A)	5.19	Bharat Petroleum Corporation Ltd.	0.47
7.95% HDFC Bank Ltd. 21-Sep-26	4.54	Hindustan Unilever Ltd.	0.38
8.49% NTPC Ltd. 25-Mar-25	2.98	Other Equity	3.74
9.09% IRFC Ltd. 29-Mar-26	2.22	Total	100.00

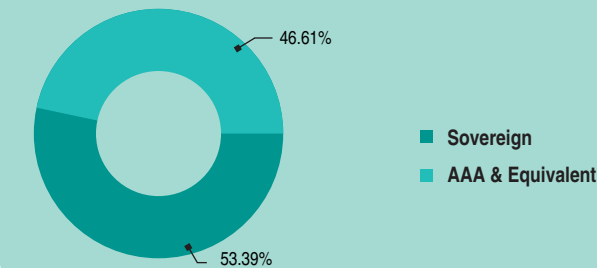
Modified Duration

5.34

Asset Allocation



Rating Profile



AUM (in Crores)

Instrument	AUM
Equity	8.75
Debt	56.39
MMI & Others	10.69

Asset Mix

Instrument	Asset Mix as per F&U	Actual Asset Mix
Equity	0% - 20%	12%
Debt, Money Market & Others *	80% - 100%	88%

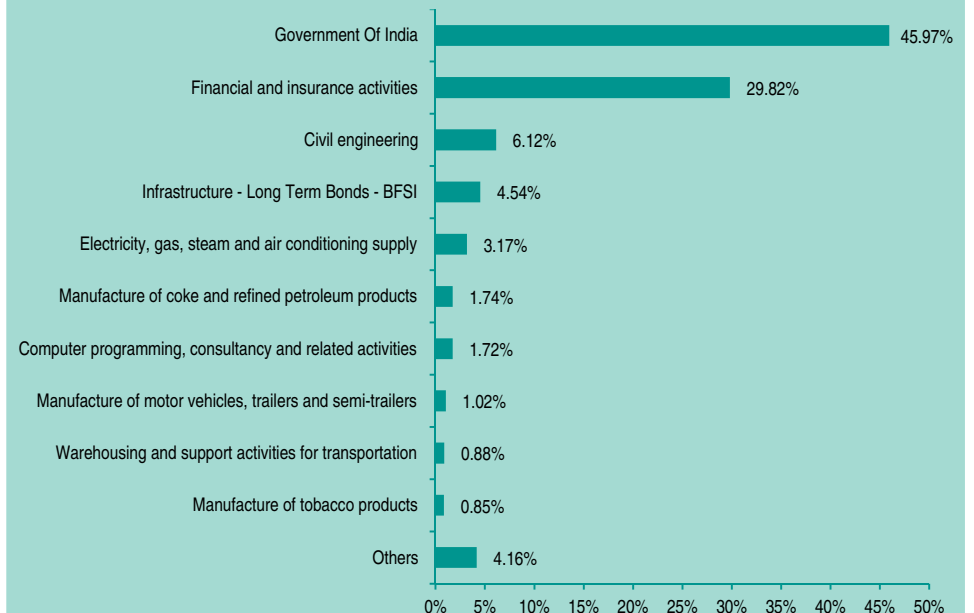
*Money Market & Others includes current assets

Fund Performance

Period	Date	NAV	NAV Change	INDEX Change
Last 1 Month	30-Jun-17	21.3751	1.37%	1.47%
Last 3 Months	28-Apr-17	20.7970	4.18%	4.21%
Last 6 Months	31-Jan-17	20.7982	4.18%	4.81%
Last 1 Year	29-Jul-16	19.8145	9.35%	10.66%
Last 2 Years	31-Jul-15	18.0729	9.49%	10.48%
Last 3 Years	31-Jul-14	16.3699	9.80%	10.84%
Last 4 Years	31-Jul-13	14.4031	10.75%	11.17%
Last 5 Years	31-Jul-12	13.4490	10.01%	10.06%
Since Inception	17-Aug-07	10.0000	8.07%	8.29%

Note: The investment income and prices may go down as well as up. "Since Inception" and returns above "1 Year" are calculated as per CAGR.

Sector Allocation



Tata AIA Life Insurance's Investment team

Mr. Harshad Patil
Chief Investment Officer

Ms. Cheenu Gupta
Senior Analyst & Fund Manager

Mr. Anirban Ray
Analyst

Mr. Rajeev Tewari
Head of Equities

Mr. Pankaj Khetan
Fund Manager

Mr. Nalin Ladiwala
Analyst & Fund Manager

Mr. Jayanth Udupa
Head of Credit Analysis & Economist

Mr. Pankaj Agarwal
Fund Manager

Mr. H S Bharath
Dealer

Mr. Nitin Bansal
Senior Analyst & Fund Manager

Mr. Nimesh Mistry
Analyst

Mr. Ronak Shah
Dealer

Contact Us: Choose a convenient contact option from the following:



For any enquiries Call on helpline no.
1860 266 9966 (local charges apply)



Just SMS '**SERVICE**' to **58888** or to get
the summary of all short codes within 2
minutes, please send **HELP** to **5676799**



Write to Us: Customer Services Team
B- wing, 9th Floor, I-Think Techno Campus,
Behind TCS, Pokhran Road No.2, Close to
Eastern Express Highway, Thane (W)
Pin Code – 400 607.

Disclaimer

1. The fund is managed by Tata AIA Life Insurance Company Ltd. (hereinafter the "Company").
2. Past performance is not indicative of future performance. Returns are calculated on an absolute basis for a period of less than (or equal to) a year, with reinvestment of dividends (if any).
3. All investments made by the Company are subject to market risks. The Company does not guarantee any assured returns. The investment income and price may go down as well as up depending on several factors influencing the market.
4. Every effort is made to ensure that all information contained in this publication is accurate at the date of publication, however, the Company shall not have any liability for any damages of any kind (including but not limited to errors and omissions) whatsoever relating to this material.
5. Income Tax benefits would be available as per the prevailing income tax laws, subject to fulfillment of conditions stipulated therein. Tata AIA Life Insurance Company Ltd. does not assume responsibility on tax implication mentioned anywhere in this document. Please consult your own tax consultant to know the tax benefits available to you.
6. Please know the associated risks and the applicable charges, from your Insurance agent or the Intermediary or policy document issued by the insurance company.
7. Various funds offered are the names of funds and do not, in any way, indicate the quality of the funds, their future prospects & returns.
8. Premium paid in ULIPs are subject to Investment risks associated with capital markets & the NAV of the units may go up or down based on the performance of the fund and factors influencing capital markets & the insured is responsible for his/her decision.
9. Whilst every care has been taken in the preparation of this document, it is subject to correction and markets may not perform in a similar fashion based on factors influencing the capital and debt markets; hence this review note does not individually confer any legal rights or duties.
10. For more details on risk factors, terms and conditions please read sales brochure carefully before concluding a sale.
11. Unit Linked Life Insurance products are different from traditional insurance products and are subject to risk factors.
12. Tata AIA Life Insurance Company Limited is only the name of the Insurance Company & any contract bearing the prefix "Tata AIA Life" is only the name of the Unit Linked Life Insurance contract and does not in any way indicate the quality of the contract, its future prospects or returns.
13. This publication is for general circulation only. This document is for information and illustrative purposes only and does not purport to any financial or investment services and do not offer or form part of any offer or recommendation. This document is not, and should not be regarded as investment advice or as a recommendation regarding any particular security or course of action.
14. Please make your own independent decision after consulting your financial or other professional advisor.

BEWARE OF SPURIOUS PHONE CALLS AND FICTITIOUS/FRAUDULENT OFFERS

IRDA of India clarifies to public that

- **IRDA of India or its officials do not involve in activities like sale of any kind of insurance or financial products nor invest premiums.**
- **IRDA of India does not announce any bonus.** Public receiving such phone calls are requested to lodge a police complaint along with details of phone call, number.

Tata AIA Life Insurance Company Ltd. (IRDA of India Regn. No. 110) CIN: U66010MH2000PLC128403.

Registered and Corporate Office: 14th Floor, Tower A, Peninsula Business Park, Senapati Bapat Marg, Lower Parel, Mumbai 400013. • Website: tataaia.com • Call helpline no. 1860 266 9966 (local charges apply)

Unique Reference Number: L&C/Misc/2017/Aug/305