

Funds Available With Current Product Offerings

- A Snapshot (as on 31st August 2017)

THE INVESTMENT RISK IN INVESTMENT PORTFOLIO IS BORNE BY THE POLICYHOLDER.

Equity Funds

Large Cap Equity Fund (ULIF 017 07/01/08 TLC 110)

Fund Details

Investment Objective : The primary investment objective of the Fund is to generate long term capital appreciation from a portfolio that is invested predominantly in equity and equity linked securities.

NAV as on 31 August, 17 : ₹21.9245

Benchmark : Nifty 50 -100%

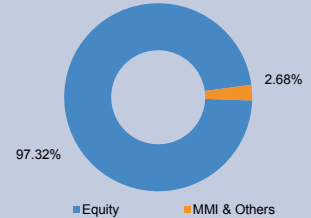
Corpus as on 31 August, 17 : ₹775.85 Crs.

Fund Performance

PERIOD	DATE	NAV	Nifty 50	NAV Change	INDEX Change
Last 1 Month	31-Jul-17	22.2922	10077.10	-1.65%	-1.58%
Last 3 Months	31-May-17	21.2742	9621.25	3.06%	3.08%
Last 6 Months	28-Feb-17	19.8789	8879.60	10.29%	11.69%
Last 1 Year	31-Aug-16	19.4441	8786.20	12.76%	12.88%
Last 2 Years	31-Aug-15	17.5778	7971.30	11.68%	11.54%
Last 3 Years	28-Aug-14	16.8905	7954.35	9.08%	7.63%
Last 4 Years	30-Aug-13	11.4223	5471.80	17.70%	16.03%
Last 5 Years	31-Aug-12	10.5689	5258.50	15.71%	13.53%
Since Inception	07-Jan-08	10.0000	6279.10	8.47%	4.85%

Note : The investment income and prices may go down as well as up. "Since Inception" and returns above "1 Year" are calculated as per CAGR.

Asset Allocation



Whole Life Mid-Cap Equity Fund (ULIF 009 04/01/07 WLE 110)

Fund Details

Investment Objective : The primary investment objective of the Fund is to generate long term capital appreciation from a portfolio that is invested predominantly in Mid Cap Equity and Mid Cap Equity linked securities. Investments in large cap equity shares will be restricted to not more than 20%.

NAV as on 31 August, 17 : ₹45.2017

Benchmark : Nifty Free Float Midcap 100 -100%

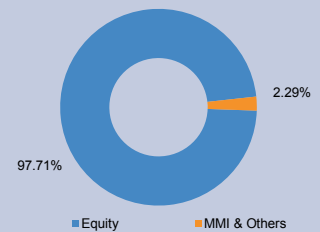
Corpus as on 31 August, 17 : ₹2,599.34 Crs.

Fund Performance

PERIOD	DATE	NAV	Nifty Free Float Midcap 100	NAV Change	INDEX Change
Last 1 Month	31-Jul-17	45.1051	18514.60	0.21%	-1.28%
Last 3 Months	31-May-17	42.9253	17509.90	5.30%	4.38%
Last 6 Months	28-Feb-17	38.9203	16480.50	16.14%	10.90%
Last 1 Year	31-Aug-16	37.9655	15370.85	19.06%	18.91%
Last 2 Years	31-Aug-15	32.3614	13059.10	18.19%	18.30%
Last 3 Years	28-Aug-14	24.1727	11114.05	23.20%	18.04%
Last 4 Years	30-Aug-13	13.9771	6589.80	34.10%	29.05%
Last 5 Years	31-Aug-12	13.5671	7065.85	27.21%	20.93%
Since Inception	08-Jan-07	10.0000	5156.45	15.21%	12.61%

Note : The investment income and prices may go down as well as up. "Since Inception" and returns above "1 Year" are calculated as per CAGR.

Asset Allocation



Super Select Equity Fund (ULIF 035 16/10/09 TSS 110)

Fund Details

Investment Objective : The primary investment objective of the fund is to provide income distribution over a period of medium to long term while at all times emphasizing the importance of capital appreciation. The fund will invest significant amount in equity and equity linked instruments specifically excluding companies predominantly dealing in Gambling, Lotteries/Contests, Animal Produce, Liquor, Tobacco, Entertainment (Films, TV etc) Hotels, Banks and Financial Institutions.

NAV as on 31 August, 17 : ₹29.5778

Benchmark : Nifty500 Shariah - 100%

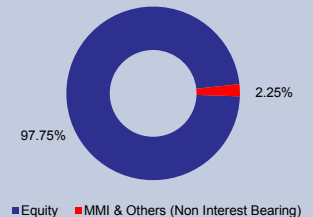
Corpus as on 31 August, 17 : ₹596.46 Crs.

Fund Performance

PERIOD	DATE	NAV	Nifty500 Shariah	NAV Change	INDEX Change
Last 1 Month	31-Jul-17	29.2028	2816.03	1.28%	1.37%
Last 3 Months	31-May-17	27.9328	2682.51	5.89%	6.42%
Last 6 Months	28-Feb-17	25.6034	2476.60	15.52%	15.27%
Last 1 Year	31-Aug-16	24.0675	2374.20	22.90%	20.24%
Last 2 Years	31-Aug-15	22.2235	2149.92	15.37%	15.23%
Last 3 Years	28-Aug-14	18.8091	1944.65	16.29%	13.65%
Last 4 Years	30-Aug-13	12.3348	1369.32	24.44%	20.16%
Last 5 Years	31-Aug-12	11.4233	1248.38	20.96%	17.99%
Since Inception	16-Oct-09	10.0000	1217.76	14.75%	11.42%

Note : The investment income and prices may go down as well as up. "Since Inception" and returns above "1 Year" are calculated as per CAGR.

Asset Allocation



Top 200 Fund (ULIF 027 12/01/09 ITT 110)

Fund Details

Investment Objective : The Top 200 fund will invest primarily in select stocks and equity linked instruments which are a part of BSE 200 Index with a focus on generating long term capital appreciation. The fund will not replicate the index but aim to attain performance better than the performance of the Index. As a defensive strategy arising out of market conditions, the scheme may also invest in debt and money market instruments.

NAV as on 31 August, 17 : ₹39.9431

Benchmark : S&P BSE 200 - 100%

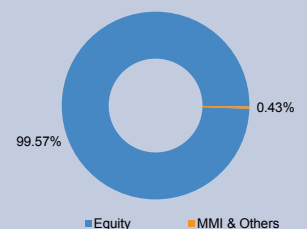
Corpus as on 31 August, 17 : ₹113.25 Crs.

Fund Performance

PERIOD	DATE	NAV	S&P BSE 200	NAV Change	INDEX Change
Last 1 Month	31-Jul-17	41.1408	4381.53	-2.91%	-1.07%
Last 3 Months	31-May-17	39.6968	4165.52	0.62%	4.06%
Last 6 Months	28-Feb-17	36.3899	3858.84	9.76%	12.33%
Last 1 Year	31-Aug-16	36.6945	3768.60	8.85%	15.02%
Last 2 Years	31-Aug-15	32.5038	3368.42	10.85%	13.44%
Last 3 Years	28-Aug-14	28.4015	3233.65	12.04%	10.26%
Last 4 Years	30-Aug-13	18.2448	2167.96	21.64%	18.91%
Last 5 Years	31-Aug-12	17.7537	2124.06	17.61%	15.33%
Since Inception	12-Jan-09	10.0000	1091.37	17.39%	17.31%

Note : The investment income and prices may go down as well as up. "Since Inception" and returns above "1 Year" are calculated as per CAGR.

Asset Allocation



Funds Available With Current Product Offerings

- A Snapshot (as on 31st August 2017)

Top 50 Fund (ULIF 026 12/01/09 ITF 110)

Fund Details

Investment Objective : The Top 50 fund will invest primarily in select stocks and equity linked instruments which are a part of Nifty 50 Index with a focus on generating long term capital appreciation. The fund will not replicate the index but aim to attain performance better than the performance of the Index. As a defensive strategy arising out of market conditions, the scheme may also invest in debt and money market instruments.

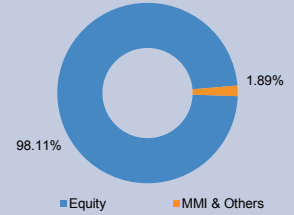
NAV as on 31 August, 17 : ₹32.6285
Benchmark : Nifty 50 -100%
Corpus as on 31 August, 17 : ₹48.37 Crs.

Fund Performance

PERIOD	DATE	NAV	Nifty 50	NAV Change	INDEX Change
Last 1 Month	31-Jul-17	33.2687	10077.10	-1.92%	-1.58%
Last 3 Months	31-May-17	31.7170	9621.25	2.87%	3.08%
Last 6 Months	28-Feb-17	29.2672	8879.60	11.48%	11.69%
Last 1 Year	31-Aug-16	28.7212	8786.20	13.60%	12.88%
Last 2 Years	31-Aug-15	25.6430	7971.30	12.80%	11.54%
Last 3 Years	28-Aug-14	25.0554	7954.35	9.20%	7.63%
Last 4 Years	30-Aug-13	17.2433	5471.80	17.29%	16.03%
Last 5 Years	31-Aug-12	16.3331	5258.50	14.84%	13.53%
Since Inception	12-Jan-09	10.0000	2773.10	14.67%	15.90%

Note : The investment income and prices may go down as well as up. "Since Inception" and returns above "1 Year" are calculated as per CAGR.

Asset Allocation



Multi Cap Fund (ULIF 060 15/07/14 MCF 110)

Fund Details

Investment Objective : The primary investment objective of the Fund is to generate capital appreciation in the long term by investing in a diversified portfolio of Large Cap and Mid Cap companies. The allocation between Large Cap and Mid Cap companies will be largely a function of the relative valuations of Large Cap companies as against Mid Cap companies.

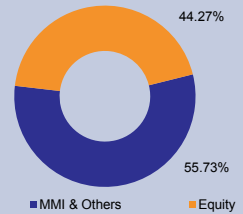
NAV as on 31 August, 17 : ₹13.9393
Benchmark : S&P BSE 200 - 100%
Corpus as on 31 August, 17 : ₹0.46 Crs.

Fund Performance

PERIOD	DATE	NAV	S&P BSE 200	NAV Change	INDEX Change
Last 1 Month	31-Jul-17	13.9313	4381.53	0.06%	-1.07%
Last 3 Months	31-May-17	13.2487	4165.52	5.21%	4.06%
Last 6 Months	28-Feb-17	12.1398	3858.84	14.82%	12.33%
Last 1 Year	31-Aug-16	11.4147	3768.60	22.12%	15.02%
Since Inception	05-Oct-15	9.9996	3426.34	19.03%	13.12%

Note : The investment income and prices may go down as well as up. "Since Inception" and returns above "1 Year" are calculated as per CAGR.

Asset Allocation



India Consumption Fund (ULIF 061 15/07/14 ICF 110)

Fund Details

Investment Objective : The primary investment objective of the Fund is to generate capital appreciation in the long term by investing in a diversified portfolio of companies which would benefit from India's Domestic Consumption growth story. The India Consumption Fund could provide an investment opportunity in the theme of rising consumption power in India for long term returns.

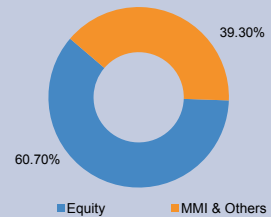
NAV as on 31 August, 17 : ₹14.0451
Benchmark : S&P BSE 200 - 100%
Corpus as on 31 August, 17 : ₹0.12 Crs.

Fund Performance

PERIOD	DATE	NAV	S&P BSE 200	NAV Change	INDEX Change
Last 1 Month	31-Jul-17	14.0177	4381.53	0.20%	-1.07%
Last 3 Months	31-May-17	13.1852	4165.52	6.52%	4.06%
Last 6 Months	28-Feb-17	12.0827	3858.84	16.24%	12.33%
Last 1 Year	31-Aug-16	11.5122	3768.60	22.00%	15.02%
Since Inception	05-Oct-15	9.9996	3426.34	19.50%	13.12%

Note : The investment income and prices may go down as well as up. "Since Inception" and returns above "1 Year" are calculated as per CAGR.

Asset Allocation



Balanced Funds

Whole Life Aggressive Growth Fund (ULIF 010 04/01/07 WLA 110)

Fund Details

Investment Objective : The primary investment objective of the fund is to maximize the returns with medium to high risk.

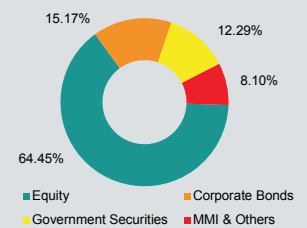
NAV as on 31 August, 17 : ₹31.3575
Benchmark : Nifty 50 - 65%
 CRISIL Composite Bond Fund Index - 35%
Corpus as on 31 August, 17 : ₹369.72 Crs.

Fund Performance

PERIOD	DATE	NAV	NAV Change	INDEX Change
Last 1 Month	31-Jul-17	31.4849	-0.40%	-0.83%
Last 3 Months	31-May-17	29.9191	4.81%	3.04%
Last 6 Months	28-Feb-17	28.0641	11.74%	9.61%
Last 1 Year	31-Aug-16	26.8143	16.94%	11.63%
Last 2 Years	31-Aug-15	23.5710	15.34%	11.19%
Last 3 Years	28-Aug-14	21.6215	13.19%	8.83%
Last 4 Years	30-Aug-13	15.4806	19.30%	14.35%
Last 5 Years	31-Aug-12	14.7335	16.31%	12.15%
Since Inception	08-Jan-07	10.0000	11.33%	8.69%

Note : The investment income and prices may go down as well as up. "Since Inception" and returns above "1 Year" are calculated as per CAGR.

Asset Allocation



Whole Life Stable Growth Fund (ULIF 011 04/01/07 WLS 110)

Fund Details

Investment Objective : The primary investment objective of the fund is to provide reasonable returns with low to medium risk.

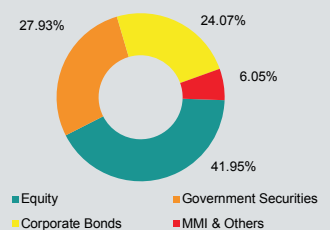
NAV as on 31 August, 17 : ₹25.5539
Benchmark : Nifty 50 - 40%
 CRISIL Composite Bond Fund Index - 60%
Corpus as on 31 August, 17 : ₹78.14 Crs.

Fund Performance

PERIOD	DATE	NAV	NAV Change	INDEX Change
Last 1 Month	31-Jul-17	25.7059	-0.59%	-0.29%
Last 3 Months	31-May-17	24.7929	3.07%	3.01%
Last 6 Months	28-Feb-17	23.5552	8.49%	8.12%
Last 1 Year	31-Aug-16	22.9030	11.57%	10.74%
Last 2 Years	31-Aug-15	20.2374	12.37%	10.93%
Last 3 Years	28-Aug-14	18.5124	11.34%	9.68%
Last 4 Years	30-Aug-13	14.5290	15.16%	13.15%
Last 5 Years	31-Aug-12	13.8398	13.05%	11.16%
Since Inception	08-Jan-07	10.0000	9.21%	8.42%

Note : The investment income and prices may go down as well as up. "Since Inception" and returns above "1 Year" are calculated as per CAGR.

Asset Allocation



Funds Available With Current Product Offerings - A Snapshot (as on 31st August 2017)

Fixed Income Funds

Whole Life Income Fund (ULIF 012 04/01/07 WLI 110)

Fund Details

Investment Objective : The primary investment objective of the Fund is to generate income through investing in a range of debt and money market instruments of various maturities with a view to maximizing the optimal balance between yield, safety and liquidity. The Fund will have no investments in equity or equity linked instruments at any point in time.

NAV as on 31 August, 17 : ₹23.4337

Benchmark : CRISIL Composite Bond Fund Index -100%

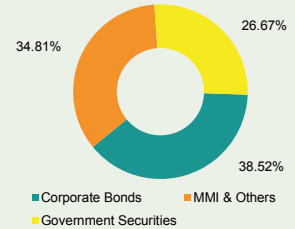
Corpus as on 31 August, 17 : ₹293.67 Crs.

Fund Performance

PERIOD	DATE	NAV	CRISIL Composite Bond Fund Index	NAV Change	INDEX Change
Last 1 Month	31-Jul-17	23.3622	2927.68	0.31%	0.57%
Last 3 Months	31-May-17	22.7870	2859.44	2.84%	2.97%
Last 6 Months	28-Feb-17	22.2291	2784.66	5.42%	5.73%
Last 1 Year	31-Aug-16	21.6686	2693.69	8.15%	9.31%
Last 2 Years	31-Aug-15	19.2962	2410.46	10.20%	10.52%
Last 3 Years	28-Aug-14	17.0333	2149.84	11.22%	11.05%
Last 4 Years	30-Aug-13	15.3761	1923.46	11.11%	11.23%
Last 5 Years	31-Aug-12	14.5966	1862.92	9.93%	9.59%
Since Inception	08-Jan-07	10.0000	1298.79	8.32%	7.99%

Note : The investment income and prices may go down as well as up. "Since Inception" and returns above "1 Year" are calculated as per CAGR.

Asset Allocation



Whole Life Short Term Fixed Income Fund (ULIF 013 04/01/07 WLF 110)

Fund Details

Investment Objective : The primary investment objective of the Fund is to generate stable returns by investing in fixed income securities having shorter maturity periods. Under normal circumstances, the average maturity of the Fund may be in the range of 1-3 years.

NAV as on 31 August, 17 : ₹21.8043

Benchmark : CRISIL Short Term Bond Fund Index -100%

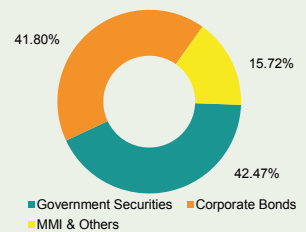
Corpus as on 31 August, 17 : ₹133.17 Crs.

Fund Performance

PERIOD	DATE	NAV	CRISIL Short-Term Bond Fund Index	NAV Change	INDEX Change
Last 1 Month	31-Jul-17	21.6924	2961.12	0.52%	0.59%
Last 3 Months	31-May-17	21.4227	2913.22	1.78%	2.24%
Last 6 Months	28-Feb-17	21.1471	2858.39	3.11%	4.20%
Last 1 Year	31-Aug-16	20.3632	2753.66	7.08%	8.16%
Last 2 Years	31-Aug-15	18.7758	2515.34	7.76%	8.82%
Last 3 Years	28-Aug-14	17.2107	2291.16	8.21%	9.14%
Last 4 Years	30-Aug-13	15.6632	2061.27	8.62%	9.64%
Last 5 Years	31-Aug-12	14.5577	1931.78	8.42%	9.05%
Since Inception	08-Jan-07	10.0000	1281.09	7.59%	8.24%

Note : The investment income and prices may go down as well as up. "Since Inception" and returns above "1 Year" are calculated as per CAGR.

Asset Allocation



Disclaimer

- The fund is managed by Tata AIA Life Insurance Company Ltd. (hereinafter the "Company").
- Past performance is not indicative of future performance. Returns are calculated on an absolute basis for a period of less than (or equal to) a year, with reinvestment of dividends (if any).
- All investments made by the Company are subject to market risks. The Company does not guarantee any assured returns. The investment income and price may go down as well as up depending on several factors influencing the market.
- Every effort is made to ensure that all information contained in this publication is accurate at the date of publication, however, the Company shall not have any liability for any damages of any kind (including but not limited to errors and omissions) whatsoever relating to this material.
- Income Tax benefits would be available as per the prevailing income tax laws, subject to fulfillment of conditions stipulated therein. Tata AIA Life Insurance Company Ltd. does not assume responsibility on tax implication mentioned anywhere in this document. Please consult your own tax consultant to know the tax benefits available to you.
- Please know the associated risks and the applicable charges, from your Insurance agent or the Intermediary or policy document issued by the insurance company.
- Various funds offered are the names of funds and do not, in any way, indicate the quality of the funds, their future prospects & returns.
- Premium paid in ULIPs are subject to investment risks associated with capital markets & the NAV of the units may go up or down based on the performance of the fund and factors influencing capital markets & the insured is responsible for his/her decision.
- Whilst every care has been taken in the preparation of this document, it is subject to correction and markets may not perform in a similar fashion based on factors influencing the capital and debt markets; hence this review note does not individually confer any legal rights or duties.
- For more details on risk factors, terms and conditions please read sales brochure carefully before concluding a sale.
- Unit Linked Life Insurance products are different from traditional insurance products and are subject to risk factors.
- Tata AIA Life Insurance Company Limited is only the name of the Insurance Company & any contract bearing the prefix "Tata AIA Life" is only the name of the Unit Linked Life Insurance contract and does not in any way indicate the quality of the contract, its future prospects or returns.
- This publication is for general circulation only. This document is for information and illustrative purposes only and does not purport to any financial or investment services and do not offer or form part of any offer or recommendation. This document is not, and should not be regarded as investment advice or as a recommendation regarding any particular security or course of action.
- Please make your own independent decision after consulting your financial or other professional advisor.

BEWARE OF SPURIOUS PHONE CALLS AND FICTITIOUS/FRAUDULENT OFFERS

IRDA of India clarifies to public that

- IRDA of India or its officials do not involve in activities like sale of any kind of insurance or financial products nor invest premiums.
- IRDA of India does not announce any bonus. Public receiving such phone calls are requested to lodge a police complaint along with details of phone call, number.

Tata AIA Life Insurance Company Ltd. (IRDA of India Regn. No. 110) CIN: U66010MH2000PLC128403.

Registered and Corporate Office: 14th Floor, Tower A, Peninsula Business Park, Senapati Bapat Marg, Lower Parel, Mumbai 400013. • Website: tataaia.com • Call helpline no. 1860 266 9966 (local charges apply)

Unique Reference Number: L&C/Misc/2017/Sep/336