

# Funds Available With Current Product Offerings

- A Snapshot (as on 28<sup>th</sup> February 2013)

IN THIS POLICY, THE INVESTMENT RISK IN INVESTMENT PORTFOLIO IS BORNE BY THE POLICYHOLDER.



Saravana Kumar  
Chief Investment Officer

## Message from CIO's Desk

The month of February 2013 saw the benchmark indices; BSE Sensex and CNX Nifty shed around 5.19% and 5.66% respectively, even as the Mid-cap index, CNX Mid-cap lost 9.84% during the same period.

## Equity Funds

### Large Cap Equity Fund (ULIF 017 07/01/08 TLC 110)

#### Fund Details

**Investment Objective** : The primary investment objective of the Fund is to generate long term capital appreciation from a portfolio that is invested predominantly in equity and equity linked securities.

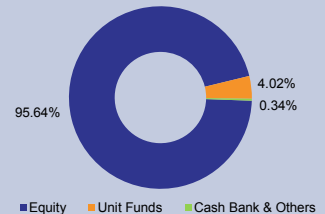
**Fund Manager** : Mr. Saravana Kumar  
**NAV as on 28 Feb, 13** : ₹11.4758  
**Benchmark** : CNX Nifty-100%  
**Corpus as on 28 Feb, 13** : ₹923.51 Crs.

#### Fund Performance

PERIOD	DATE	NAV	CNX Nifty	NAV Change	INDEX Change
Last 6 Months	31-Aug-12	10.5689	5258.50	8.58%	8.26%
Last 1 Year	29-Feb-12	10.6256	5385.20	8.00%	5.72%
Last 2 Years	28-Feb-11	10.5701	5333.25	4.20%	3.32%
Last 3 Years	26-Feb-10	9.5500	4922.30	6.31%	4.97%
Last 4 Years	27-Feb-09	5.3580	2763.65	20.97%	19.80%
Last 5 Years	29-Feb-08	9.9850	5223.50	2.82%	1.74%
Since Inception	07-Jan-08	10.0000	6279.10	2.71%	-1.89%

Note : The investment income and prices may go down as well as up. "Since Inception" and returns above "1 Year" are calculated as per CAGR.

#### Asset Allocation



### Whole Life Mid-Cap Equity Fund (ULIF 009 04/01/07 WLE 110)

#### Fund Details

**Investment Objective** : The primary investment objective of the Fund is to generate long term capital appreciation from a portfolio that is invested predominantly in Mid Cap Equity and Mid Cap Equity linked securities.

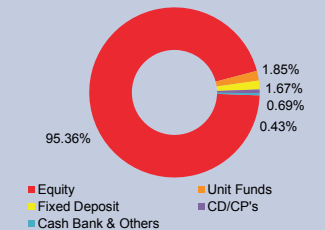
**Fund Manager** : Mr. Saravana Kumar  
**NAV as on 28 Feb, 13** : ₹14.7890  
**Benchmark** : NSE CNX MIDCAP-100%  
**Corpus as on 28 Feb, 13** : ₹1,794.42 Crs.

#### Fund Performance

PERIOD	DATE	NAV	NSE CNX MIDCAP	NAV Change	INDEX Change
Last 6 Months	31-Aug-12	13.5671	7065.85	9.01%	6.72%
Last 1 Year	29-Feb-12	13.3025	7705.60	11.17%	-2.14%
Last 2 Years	28-Feb-11	12.6396	7370.10	8.17%	1.15%
Last 3 Years	26-Feb-10	11.9147	7167.25	7.47%	1.71%
Last 4 Years	27-Feb-09	5.9040	3175.70	25.81%	24.13%
Last 5 Years	29-Feb-08	13.4000	7245.80	1.99%	0.80%
Since Inception	08-Jan-07	10.0000	5156.45	6.57%	6.38%

Note : The investment income and prices may go down as well as up. "Since Inception" and returns above "1 Year" are calculated as per CAGR.

#### Asset Allocation



### Super Select Equity Fund (ULIF 035 16/10/09 TSS 110)

#### Fund Details

**Investment Objective** : The primary investment objective of the fund is to provide income distribution over a period of medium to long term while at all times emphasizing the importance of capital appreciation.

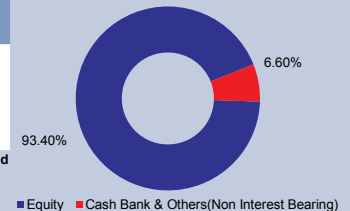
**Fund Manager** : Mr. Saravana Kumar  
**NAV as on 28 Feb, 13** : ₹12.0303  
**Benchmark** : CNX India 500 Shariah Index - 100%  
**Corpus as on 28 Feb, 13** : ₹504.79 Crs.

#### Fund Performance

PERIOD	DATE	NAV	CNX India 500 Shariah Index	NAV Change	INDEX Change
Last 6 Months	31-Aug-12	11.4233	1248.38	5.31%	6.43%
Last 1 Year	29-Feb-12	11.3377	1273.24	6.11%	4.35%
Last 2 Years	28-Feb-11	11.0033	1241.55	4.56%	3.45%
Last 3 Years	26-Feb-10	10.0827	1206.40	6.06%	3.27%
Since Inception	16-Oct-09	10.0000	1217.76	5.63%	2.62%

Note : The investment income and prices may go down as well as up. "Since Inception" and returns above "1 Year" are calculated as per CAGR.

#### Asset Allocation



## Balanced Funds

### Whole Life Aggressive Growth Fund (ULIF 010 04/01/07 WLA 110)

#### Fund Details

**Investment Objective** : The primary investment objective of the fund is to maximize the returns with medium to high risk.

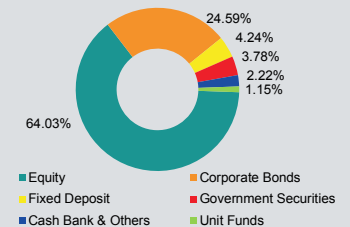
**Fund Manager** : Mr. Saravana Kumar  
**NAV as on 28 Feb, 13** : ₹15.9356  
**Benchmark** : Nifty - 65%  
CRISIL Composite Bond Index - 35%  
**Corpus as on 28 Feb, 13** : ₹377.88 Crs.

#### Fund Performance

PERIOD	DATE	NAV	NAV Change	INDEX Change
Last 6 Months	31-Aug-12	14.7335	8.16%	7.04%
Last 1 Year	29-Feb-12	14.7250	8.22%	6.88%
Last 2 Years	28-Feb-11	14.2406	5.78%	5.19%
Last 3 Years	26-Feb-10	13.0083	7.00%	5.83%
Last 4 Years	27-Feb-09	8.7570	16.15%	15.19%
Last 5 Years	29-Feb-08	12.3710	5.19%	3.52%
Since Inception	08-Jan-07	10.0000	7.88%	6.43%

Note : The investment income and prices may go down as well as up. "Since Inception" and returns above "1 Year" are calculated as per CAGR.

#### Asset Allocation



### Whole Life Stable Growth Fund (ULIF 011 04/01/07 WLS 110)

#### Fund Details

**Investment Objective** : The primary investment objective of the fund is provide reasonable returns with low to medium risk.

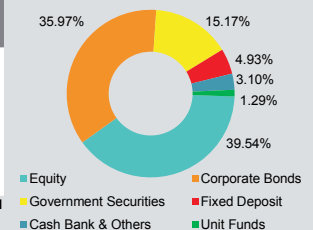
**Fund Manager** : Mr. Saravana Kumar  
**NAV as on 28 Feb, 13** : ₹14.8087  
**Benchmark** : Nifty - 40%  
CRISIL Composite Bond Index - 60%  
**Corpus as on 28 Feb, 13** : ₹81.14 Crs.

#### Fund Performance

PERIOD	DATE	NAV	NAV Change	INDEX Change
Last 6 Months	31-Aug-12	13.8398	7.00%	6.17%
Last 1 Year	29-Feb-12	13.6062	8.84%	7.70%
Last 2 Years	28-Feb-11	12.9231	7.05%	6.52%
Last 3 Years	26-Feb-10	12.0357	7.16%	6.45%
Last 4 Years	27-Feb-09	9.2910	12.36%	11.89%
Last 5 Years	29-Feb-08	10.9850	6.16%	4.80%
Since Inception	08-Jan-07	10.0000	6.60%	6.59%

Note : The investment income and prices may go down as well as up. "Since Inception" and returns above "1 Year" are calculated as per CAGR.

#### Asset Allocation



# Funds Available With Current Product Offerings

- A Snapshot (as on 28<sup>th</sup> February 2013)

## Fixed Income Funds

### Whole Life Income Fund (ULIF 012 04/01/07 WLI 110)

#### Fund Details

**Investment Objective** : The primary investment objective of the Fund is to generate income through investing in a range of debt and money market instruments of various maturities with a view to maximizing the optimal balance between yield, safety and liquidity. The Fund will have no investments in equity or equity linked instruments at any point in time.

**Fund Manager** : Mr. Saravana Kumar

**NAV as on 28 Feb, 13** : ₹15.4282

**Benchmark** : CRISIL Composite Bond Index -100%

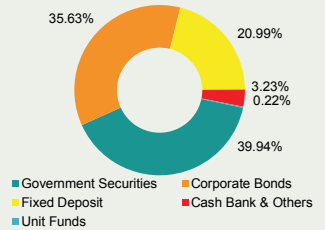
**Corpus as on 28 Feb, 13** : ₹213.35 Crs.

#### Fund Performance

PERIOD	DATE	NAV	Crilil Composite Bond Fund Index	NAV Change	INDEX Change
Last 6 Months	31-Aug-12	14.5966	1862.92	5.70%	4.78%
Last 1 Year	29-Feb-12	13.9581	1790.26	10.53%	9.03%
Last 2 Years	28-Feb-11	12.7038	1653.11	10.20%	8.66%
Last 3 Years	26-Feb-10	12.0326	1574.18	8.64%	7.43%
Last 4 Years	27-Feb-09	11.2700	1510.38	8.17%	6.62%
Last 5 Years	29-Feb-08	10.2250	1402.41	8.58%	6.84%
Since Inception	08-Jan-07	10.0000	1298.79	7.31%	6.85%

Note : The investment income and prices may go down as well as up. "Since Inception" and returns above "1 Year" are calculated as per CAGR.

#### Asset Allocation



### Whole Life Short Term Fixed Income Fund (ULIF 013 04/01/07 WLF 110)

#### Fund Details

**Investment Objective** : The primary investment objective of the Fund is to generate stable returns by investing in fixed income securities having shorter maturity periods. Under normal circumstances, the average maturity of the Fund may be in the range of 1-3 years.

**Fund Manager** : Mr. Saravana Kumar

**NAV as on 28 Feb, 13** : ₹15.1928

**Benchmark** : CRISIL Short Term Bond Index -100%

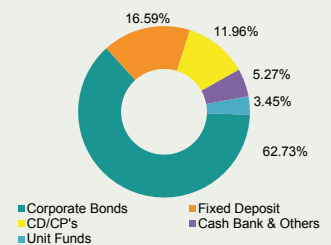
**Corpus as on 28 Feb, 13** : ₹103.50 Crs.

#### Fund Performance

PERIOD	DATE	NAV	CRISIL Short-Term Bond Index	NAV Change	INDEX Change
Last 6 Months	31-Aug-12	14.5577	1931.78	4.36%	4.03%
Last 1 Year	29-Feb-12	13.8760	1847.91	9.49%	8.75%
Last 2 Years	28-Feb-11	12.7181	1701.47	9.30%	8.68%
Last 3 Years	26-Feb-10	12.1254	1621.98	7.81%	7.40%
Last 4 Years	27-Feb-09	11.3650	1539.75	7.53%	6.88%
Last 5 Years	29-Feb-08	10.2770	1394.91	8.13%	7.58%
Since Inception	08-Jan-07	10.0000	1281.09	7.04%	7.60%

Note : The investment income and prices may go down as well as up. "Since Inception" and returns above "1 Year" are calculated as per CAGR.

#### Asset Allocation



## Equity Outlook

The month of February 2013 saw the benchmark indices; BSE Sensex and CNX Nifty shed around 5.19% and 5.66% respectively, even as the Mid-cap index, CNX Mid-cap lost 9.84% during the same period

FII's were net buyers with net inflow of around USD 4.5 billion in February 2013 even as the DII's were net sellers to the tune of around USD 1.6 billion, with domestic mutual funds net sellers of around USD 0.2 billion and Insurance companies net sellers of around USD 1.4 billion over the month. In the first two months of the calendar year 2013, the FIIs have been net buyers to the tune of USD 8.6 billion with the DIIs net sellers to the tune of USD 4.8 billion, Insurance Companies and mutual funds selling Indian equities to the tune of USD 3.7 billion and USD 1.1 billion respectively.

Consensus earnings estimates for the broad market (MSCI India) were cut by 0.7% and 0.5% for FY13 (E) and FY14 (E) over the month. The street now estimates earnings growth of 11% and 15% for FY2013 (E) and FY2014 (E) respectively.

The Finance minister (FM) delivered the Indian Union Budget in the backdrop of a slowing global economy with India, despite a sharp moderation in growth, still the third fastest growing economy among large countries, after China and Indonesia.

The Fiscal deficit for the fiscal FY 2013 has been pegged at 5.2% and could be reined in at 4.8% in FY 2014. Marginal increase in taxes for cigarettes, SUVs and the surcharge on the incomes of the super rich was largely in line with expectations. The increase in surcharge on corporate profits will impact the corporate earnings growth by about 1-2%.

In the Union budget, the FM stressed the need for new and innovative instruments to mobilize funds for investment in infrastructure. The FM assured that the Cabinet committee on investment (CCI) would speed up decision making on key large ticket infrastructure projects with decisions already taken in gas, power and coal projects. In a bid to kick start the stalled capex cycle, the FM stated that the companies investing ₹ 100 crore ( USD 18.5 million) or more in plant and machinery during the period 01.04.2013 to 31.03.2015 will be entitled to deduct an investment allowance of 15% of the investment. There were some initiatives around constructing two new smart industrial cities, providing more funds for Delhi Mumbai Industrial Corridor (DMIC), two major ports in West Bengal and Andhra Pradesh as well as creating a PPP policy framework on reducing dependency on imported coal.

FM elaborated specific initiatives for the growth of the Micro, Small and Medium Enterprises (MSME) and extended the benefits enjoyed by them to three years after they grow out of the category. The FM extended the Technology up gradation fund scheme (TUFS) in the 12th Five year plan with an investment target of ₹ 1,51,000 crores ( USD 28 billion). FM provided an allocation of ₹ 14,000 crores (USD 2.6 billion) to the PSU bank recapitalization in line with Basel III regulations in the fiscal 2013-14.

The FM set aside a sum of ₹ 9,000 crore ( USD 1.6 billion) towards the first installment of the balance of CST compensation provided in the budget and expected the work on draft GST Constitutional amendment bill and GST law to be taken forward.

The Railway budget announced a 5-6% rail freight hike and carried the reforms forward by introducing fuel adjusted component (FAC)-linked revision in freight tariff.

The RBI has released final guidelines for issuing new bank licenses without specifically excluding any segment of the corporate but indicated that promoters whose business activities are subject to high asset price volatility or those which are speculative in nature will not be considered as "fit and proper". The RBI has kept subjectivity in cases like diversified ownership, professional management, feedback from regulators, and assessment of business plan with regard to financial inclusion.

After eight months of contraction, exports growth turned positive in January with growth of 0.8%. However, the export growth failed to lower the trade deficit as it continued to remain wide at USD 20 billion in January. Exports in January were at USD 25.6 billion while imports grew 6.1% to USD 45.5 billion.

Oil marketing companies have announced a second diesel price hike of INR0.45/ltr (within a month of first price hike). This announcement is a positive and allays to some extent, investor concerns on the likelihood of regular price hikes.

The market offers the comfort of reasonable valuations at around 14 times one year forward price earnings. We believe that the Indian equities offer an attractive entry point for a long term investor with a 3-5 year view

# Funds Available With Current Product Offerings

- A Snapshot (as on 28<sup>th</sup> February 2013)

## Debt Outlook

February 2013 saw the benchmark 10 year Government security (G-sec) rally by 4 bps to close the month at 7.87% levels.

February 2013 saw the G-sec market rallying for most of the month due to a better than expected January WPI inflation print and muted net supply in the G-secs due to Open market operations (OMOs) and a cancellation of auction. though it hardened towards the end of the month post the Union Budget for FY 2013-14 .The yields of the 30 year G-sec over the 10 year Gsec expanded to around 25 bps in February 2013 as against the 20 bps, seen in the prior month.

The corporate bond hardened during the month of February on the back of large supply, to close the month at around the 8.90% levels in the 5-10 year bonds, 15 bps higher than the January levels of 8.75%.As a consequence, the corporate bond spread over the benchmark 10 year G-sec stood at around 85 Bps in February 2013, 15 bps higher than the January 2013 bond spread of 70 Bps.

On the liquidity front, the Liquidity Adjustment Facility - LAF continued to be the primary mode of liquidity injection, maintaining a shortfall of over ₹ 1 trillion (USD 18.5 billion) levels for most of the month, largely due to the increase in government balances which was estimated at around 1 trillion (USD 18.5 billion) due to reduced government spending, as well as muted deposit growth in the banking system, thereby necessitating the RBI to shore up the liquidity through the Open Market Operations (OMOs). The Government cancelled the last bond auction of ₹ 12,000 crores (USD2.2 billion) for FY2013, scheduled on February 22<sup>nd</sup> 2013, after reviewing its cash position and funding requirements.

In the Union budget, the FM stressed the need for new and innovative instruments to mobilize funds for investment in infrastructure and pegged the mobilization from infrastructure tax-free bonds at ₹ 50,000 crores( USD 9.2 billion) in FY 2013-14. He raised the corpus of Rural infrastructure development fund (RIDF) to ₹ 20,000 crores ( USD 3.7 billion) and provided ₹ 5,000 crores (USD925 million) to NABARD for financing warehouses.

The FM delivered the fiscal deficit for FY 2013 at 5.2% and attempted to rein in the fiscal deficit at 4.8% in FY 2014 by estimating ₹ 54,000 crore ( USD 10 billion) from the divestment programme and capping the oil subsidy at ₹ 65,000 crores (USD 12 billion) . The Government expects the revenue buoyancy in the fiscal 2013-14 with taxation revenues growing at 19%, overall revenues 21% and expenditure 16%. This will result in the net borrowings to the tune of ₹ 4,84,000 crores (USD89 billion) and impart some pressure on the 10-year G-Sec yields.

The GDP growth for 3QFY13 came in at a near decade lows of 4.5% versus a consensus estimate of 4.9 %, showing persistent signs of slowdown. The muted GDP print could nudge the RBI in acting on interest rates sooner than later.

The rally in G-secs could sustain if the RBI continues favour the OMO route to offset liquidity pressures, broadly seen prevailing in the system till March 2013. The RBIs policy response in the Mid quarter monetary policy review on March 19 2013 and their view on the Government's fiscal consolidation initiatives in the Union budget for FY 2013 would provide cues for the G-sec market in the medium term.

In the near term, the absence of G-sec supply through weekly auctions in March 2013 would keep the yields soft and the 10-year yield G-sec may trade in the range of 7.65-7.95%.

## Disclaimer

1. The fund is managed by Tata AIA Life Insurance Company Ltd. (hereinafter the "Company").
2. Past performance is not indicative of future performance. Returns are calculated on an absolute basis for a period of less than (or equal to) a year, with reinvestment of dividends (if any).
3. All investments made by the Company are subject to market risks. The Company does not guarantee any assured returns. The investment income and price may go down as well as up depending on several factors influencing the market.
4. Every effort is made to ensure that all information contained in this publication is accurate at the date of publication, but no responsibility or liability in respect of any error or omission is accepted by the Company.
5. Income Tax benefits would be available as per the prevailing income tax laws, subject to fulfillment of conditions stipulated therein. Tata AIA Life Insurance Company Ltd. does not assume responsibility on tax implication mentioned anywhere in this document. Please consult your own tax consultant to know the tax benefits available to you.
6. Please know the associated risks and the applicable charges from your Insurance agent or the intermediary or policy document of the Insurer.
7. Various funds offered are the names of funds and do not, in any way, indicate the quality of the funds, their future prospects & returns.
8. Premium paid in ULIPs are subject to Investment risks associated with capital markets & the NAV of the units may go up or down based on the performance of the fund and factors influencing capital markets & the insured is responsible for his/her decision.
9. Whilst every care has been taken in the preparation of this document, it is subject to correction and markets may not perform in a similar fashion based on factors influencing the capital and debt markets; hence this review note does not individually confer any legal rights or duties.

Insurance is the subject matter of the solicitation.

Unique Reference Number: L&C/Advvt/2013/Mar/063